

brother

Embroidery Design Guide

Stickmuster-Katalog

Guide de motifs de broderie


Borduurontwerpen bedieningshandleiding

Guida ai ricami

Guía de diseños de bordado

Guia de desenhos de bordado

Руководство по дизайнам для вышивания



Note

Embroidery time and size of each design in this guide may differ from the information on the machine display. Please use as a reference purpose only.

Hinweis

Die Stickzeit und die Größe jedes Designs in dieser Anleitung können von den Informationen im Display abweichen. Bitte verwenden Sie die Angaben nur als Referenz.

Remarque

La durée de broderie et la taille de chaque motif présenté dans ce guide peuvent différer des informations affichées à l'écran de la machine. Merci de les utiliser à titre de référence uniquement.

Opmerking

De informatie in deze handleiding over de borduurtijd en de afmeting van het borduurpatroon kan afwijken van de weergave op het beeldscherm van de machine. Gelieve de informatie alleen te gebruiken als richtlijn.

Nota

Il tempo di ricamo e le dimensioni di ciascun ricamo in questa guida possono differire dalle informazioni sul display della macchina. Si prega di utilizzare solo come riferimento.

Nota

El tiempo de bordado y el tamaño de cada diseño en esta guía pueden diferir de la información en la pantalla de la máquina. Por favor, use solo como referencia.

OBSERVAÇÃO

O tempo de bordado e o tamanho de cada desenho apresentados neste guia podem diferir das informações mostradas na tela da máquina. Por favor, use-os apenas para o propósito de referência

Примечание

Время вышивания и размер каждого дизайна в этом руководстве может отличаться от информации на дисплее машины. Используйте эти данные только для справки.

Contents

- 3 Summary of Embroidery Patterns
- 27 Embroidery Pattern Color Change Table
- 104 Examples of Combinations
- 112 Font Name Chart

Table des matières

- 3 Résumé des motifs de broderie
- 27 Tableau de changement de couleur des motifs de broderie
- 104 Exemples de combinaisons
- 112 Tableau des noms de polices

Sommario

- 3 Indice dei ricami
- 27 Tabella dei cambi colore dei ricami
- 104 Esempi di combinazioni
- 112 Tabella nomi dei font

Índice

- 3 Resumo dos padrões de bordado
- 27 Tabela de alteração de cor do padrão de bordado
- 104 Exemplos de combinações
- 112 Tabela de nomes de fontes

Inhalt

- 3 Übersicht der Stickmuster
- 27 Stickmuster-Farbtabelle
- 104 Kombinationsbeispiele
- 112 Tabelle der Schriftarten

Inhoudsopgave

- 3 Overzicht van borduurpatronen
- 27 Kleurwijzigingstabel voor de borduurpatronen
- 104 Voorbeelden van combinaties
- 112 Overzicht lettertypen

Contenido

- 3 Resumen de diseños de bordado
- 27 Tabla de cambio de color para patrones de bordado
- 104 Ejemplos de combinaciones
- 112 Diagrama de nombre de las fuentes



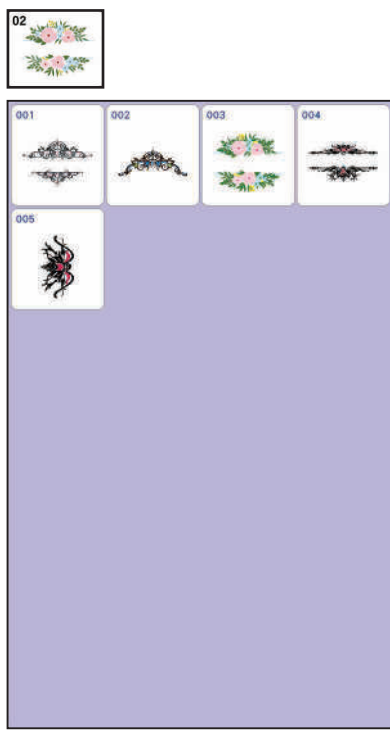
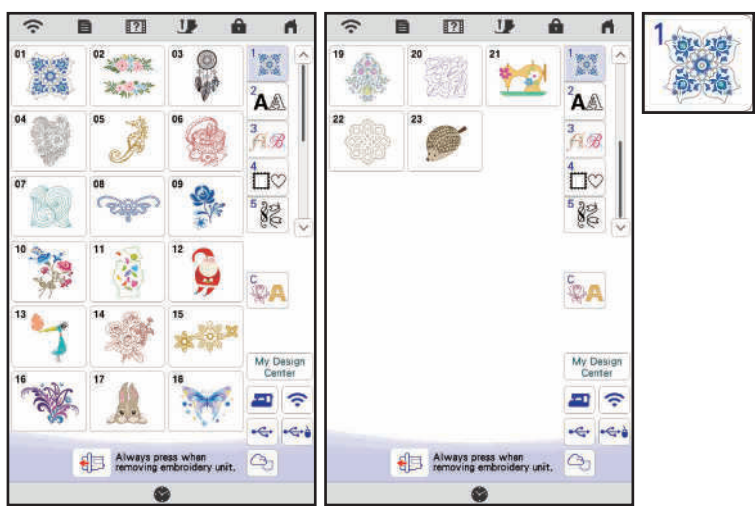
Содержание





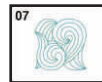


- 3 Обзор рисунков для вышивания
- 27 Таблицы цветов нитей для вышивания
- 104 Примеры комбинирования
- 112 Таблица названий шрифтов



Summary of Embroidery Patterns
Résumé des motifs de broderie
Indice dei ricami
Resumo dos padrões de bordado

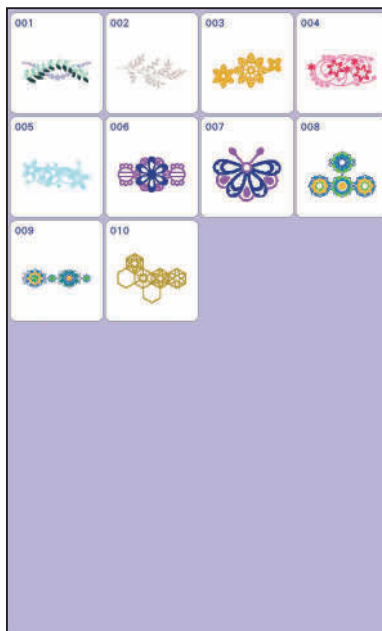
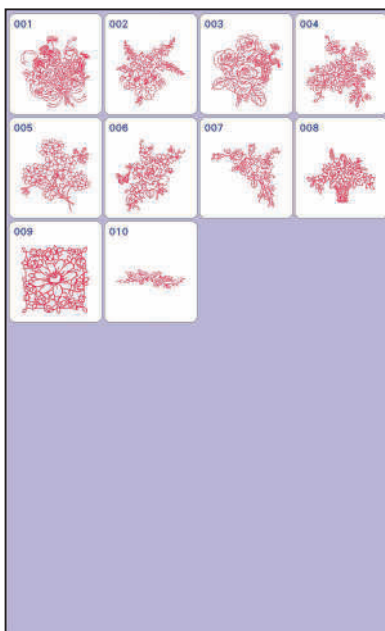


Übersicht der Stickmuster
Overzicht van borduurpatronen
Resumen de diseños de bordado
Обзор рисунков для вышивания





Summary of Embroidery Patterns
 Résumé des motifs de broderie
 Indice dei ricami
 Resumo dos padrões de bordado

Übersicht der Stickmuster
 Overzicht van borduurpatronen
 Resumen de diseños de bordado
 Обзор рисунков для вышивания





| | | | |
|-----|-----|-----|-----|
| 001 | 002 | 003 | 004 |
| | | | |
| 005 | 006 | 007 | |
| | | | |



| | | | |
|-----|-----|-----|-----|
| 001 | 002 | 003 | 004 |
| | | | |
| 005 | 006 | 007 | 008 |
| | | | |
| 009 | | | |
| | | | |



| | | | |
|-----|-----|-----|--|
| 001 | 002 | 003 | |
| | | | |



| | | | |
|-----|-----|-----|-----|
| 001 | 002 | 003 | 004 |
| | | | |
| 005 | 006 | 007 | 008 |
| | | | |
| 009 | 010 | | |
| | | | |

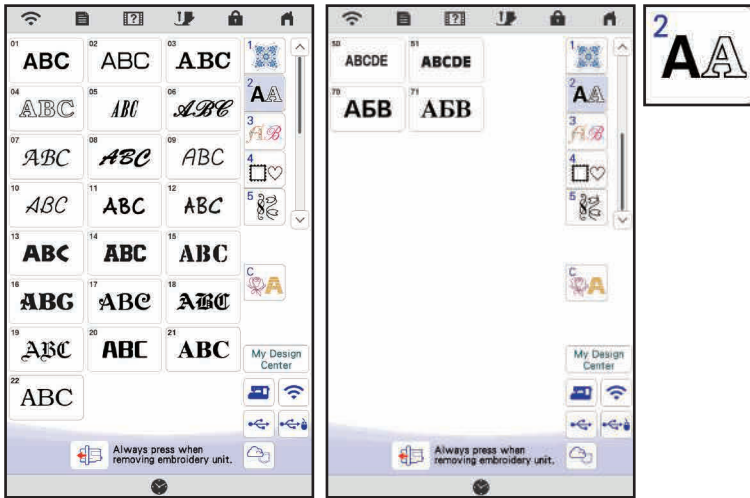


| | | | |
|-----|-----|-----|--|
| 001 | 002 | 003 | |
| | | | |



| | | | |
|-----|-----|-----|-----|
| 001 | 002 | 003 | 004 |
| | | | |
| 005 | | | |
| | | | |





01
ABC



02
ABC



Summary of Embroidery Patterns
 Résumé des motifs de broderie
 Indice dei ricami
 Resumo dos padrões de bordado

Übersicht der Stickmuster
 Overzicht van borduurpatronen
 Resumen de diseños de bordado
 Обзор рисунков для вышивания

03
ABC

| | | | | | | | | |
|-----|-----|-------|-----|-----|-----|---|---|--------|
| ABC | abc | 0-9.. | &?! | ÄÄä | ÑÑñ | | | |
| A | B | C | D | E | F | G | H | Delete |
| I | J | K | L | M | N | O | P | ↵ |
| Q | R | S | T | U | V | W | X | |
| Y | Z | | | | | | | ↵ |

| | | | | | | | | |
|-----|-----|-------|-----|-----|-----|---|---|--------|
| ABC | abc | 0-9.. | &?! | ÄÄä | ÑÑñ | | | |
| a | b | c | d | e | f | g | h | Delete |
| i | j | k | l | m | n | o | p | ↵ |
| q | r | s | t | u | v | w | x | |
| y | z | | | | | | | ↵ |

| | | | | | | | | |
|-----|-----|-------|-----|-----|-----|---|---|--------|
| ABC | abc | 0-9.. | &?! | ÄÄä | ÑÑñ | | | |
| 0 | 1 | 2 | 3 | 4 | 5 | 6 | 7 | Delete |
| 8 | 9 | # | % | \$ | £ | € | ¥ | ↵ |
| - | + | x | ÷ | = | * | . | , | |
| | | | | | | | | ↵ |

| | | | | | | | | |
|-----|-----|-------|-----|-----|-----|---|---|--------|
| ABC | abc | 0-9.. | &?! | ÄÄä | ÑÑñ | | | |
| & | ? | ! | @ | < | > | (|) | Delete |
| [|] | / | \ | ~ | : | : | © | ↵ |
| ® | ™ | “ | ” | ” | ’ | ’ | ’ | |
| | | | | | | | | ↵ |

| | | | | | | | | |
|-----|-----|-------|-----|-----|-----|---|---|--------|
| ABC | abc | 0-9.. | &?! | ÄÄä | ÑÑñ | | | |
| À | Á | Â | Æ | à | á | â | ã | Delete |
| ä | å | æ | Ç | ç | Ð | È | É | ↵ |
| Ê | Ë | è | é | ê | ë | Í | Î | |
| Ì | ì | í | ï | ï | | | | ↵ |

| | | | | | | | | |
|-----|-----|-------|-----|-----|-----|---|---|--------|
| ABC | abc | 0-9.. | &?! | ÄÄä | ÑÑñ | | | |
| Ñ | Ñ | ñ | Ó | Ö | Ø | Õ | œ | Delete |
| ò | ó | ô | ö | ø | õ | œ | í | ↵ |
| ƒ | Û | Ü | ù | ú | û | ü | ž | |
| Ɔ | Ɔ | Ɔ | | | | | | ↵ |

04
ABC

| | | | | | | | | |
|-----|-----|-------|-----|-----|-----|---|---|--------|
| ABC | abc | 0-9.. | &?! | ÄÄä | ÑÑñ | | | |
| A | B | C | D | E | F | G | H | Delete |
| I | J | K | L | M | N | O | P | ↵ |
| Q | R | S | T | U | V | W | X | |
| Y | Z | | | | | | | ↵ |

| | | | | | | | | |
|-----|-----|-------|-----|-----|-----|---|---|--------|
| ABC | abc | 0-9.. | &?! | ÄÄä | ÑÑñ | | | |
| a | b | c | d | e | f | g | h | Delete |
| i | j | k | l | m | n | o | p | ↵ |
| q | r | s | t | u | v | w | x | |
| y | z | | | | | | | ↵ |

| | | | | | | | | |
|-----|-----|-------|-----|-----|-----|---|---|--------|
| ABC | abc | 0-9.. | &?! | ÄÄä | ÑÑñ | | | |
| 0 | 1 | 2 | 3 | 4 | 5 | 6 | 7 | Delete |
| 8 | 9 | # | % | \$ | £ | € | ¥ | ↵ |
| - | + | x | ÷ | = | * | . | , | |
| | | | | | | | | ↵ |

| | | | | | | | | |
|-----|-----|-------|-----|-----|-----|---|---|--------|
| ABC | abc | 0-9.. | &?! | ÄÄä | ÑÑñ | | | |
| & | ? | ! | @ | < | > | [|] | Delete |
| [|] | / | \ | ~ | : | : | © | ↵ |
| ® | ™ | “ | ” | ” | ’ | ’ | ’ | |
| | | | | | | | | ↵ |

| | | | | | | | | |
|-----|-----|-------|-----|-----|-----|---|---|--------|
| ABC | abc | 0-9.. | &?! | ÄÄä | ÑÑñ | | | |
| À | Á | Â | Æ | à | á | â | ã | Delete |
| ä | å | æ | Ç | ç | Ð | È | É | ↵ |
| Ê | Ë | è | é | ê | ë | Í | Î | |
| Ì | ì | í | ï | ï | | | | ↵ |

| | | | | | | | | |
|-----|-----|-------|-----|-----|-----|---|---|--------|
| ABC | abc | 0-9.. | &?! | ÄÄä | ÑÑñ | | | |
| Ñ | Ñ | ñ | Ó | Ö | Ø | Õ | œ | Delete |
| ò | ó | ô | ö | ø | õ | œ | í | ↵ |
| ƒ | Û | Ü | ù | ú | û | ü | ž | |
| Ɔ | Ɔ | Ɔ | | | | | | ↵ |

05
ABC

| | | | | | | | | |
|-----|-----|-------|-----|-----|-----|---|---|--------|
| ABC | abc | 0-9.. | &?! | ÄÄä | ÑÑñ | | | |
| A | B | C | D | E | F | G | H | Delete |
| I | J | K | L | M | N | O | P | ↵ |
| Q | R | S | T | U | V | W | X | |
| Y | Z | | | | | | | ↵ |

| | | | | | | | | |
|-----|-----|-------|-----|-----|-----|---|---|--------|
| ABC | abc | 0-9.. | &?! | ÄÄä | ÑÑñ | | | |
| a | b | c | d | e | f | g | h | Delete |
| i | j | k | l | m | n | o | p | ↵ |
| q | r | s | t | u | v | w | x | |
| y | z | | | | | | | ↵ |

| | | | | | | | | |
|-----|-----|-------|-----|-----|-----|---|---|--------|
| ABC | abc | 0-9.. | &?! | ÄÄä | ÑÑñ | | | |
| 0 | 1 | 2 | 3 | 4 | 5 | 6 | 7 | Delete |
| 8 | 9 | # | % | \$ | £ | € | ¥ | ↵ |
| - | + | x | ÷ | = | * | . | , | |
| | | | | | | | | ↵ |

| | | | | | | | | |
|-----|-----|-------|-----|-----|-----|---|---|--------|
| ABC | abc | 0-9.. | &?! | ÄÄä | ÑÑñ | | | |
| & | ? | ! | @ | < | > | [|] | Delete |
| [|] | / | \ | ~ | : | : | © | ↵ |
| ® | ™ | “ | ” | ” | ’ | ’ | ’ | |
| | | | | | | | | ↵ |

| | | | | | | | | |
|-----|-----|-------|-----|-----|-----|---|---|--------|
| ABC | abc | 0-9.. | &?! | ÄÄä | ÑÑñ | | | |
| À | Á | Â | Æ | à | á | â | ã | Delete |
| ä | å | æ | Ç | ç | Ð | È | É | ↵ |
| Ê | Ë | è | é | ê | ë | Í | Î | |
| Ì | ì | í | | | | | | ↵ |

| | | | | | | | | |
|-----|-----|-------|-----|-----|-----|---|---|--------|
| ABC | abc | 0-9.. | &?! | ÄÄä | ÑÑñ | | | |
| Ñ | Ñ | ñ | Ó | Ö | Ø | Õ | œ | Delete |
| ò | ó | ô | ö | ø | õ | œ | í | ↵ |
| ƒ | Û | Ü | ù | ú | û | ü | ž | |
| Ɔ | Ɔ | Ɔ | | | | | | ↵ |



06
ABC

| | | | | | | | | |
|-----|-----|-------|-----|-----|-----|---|---|--------|
| ABC | abc | 0-9.. | &?! | ÀÁâ | ÑŃñ | | | |
| A | B | C | D | E | F | G | H | Delete |
| I | J | K | L | M | N | O | P | ↓ |
| Q | R | S | T | U | V | W | X | |
| Y | Z | | | | | | | ↵ |

| | | | | | | | | |
|-----|-----|-------|-----|-----|-----|---|---|--------|
| ABC | abc | 0-9.. | &?! | ÀÁâ | ÑŃñ | | | |
| a | b | c | d | e | f | g | h | Delete |
| i | j | k | l | m | n | o | p | ↓ |
| q | r | s | t | u | v | w | x | |
| y | z | | | | | | | ↵ |

| | | | | | | | | |
|-----|-----|-------|-----|-----|-----|---|---|--------|
| ABC | abc | 0-9.. | &?! | ÀÁâ | ÑŃñ | | | |
| 0 | 1 | 2 | 3 | 4 | 5 | 6 | 7 | Delete |
| 8 | 9 | - | . | , | | | | ↓ |
| | | | | | | | | |
| | | | | | | | | ↵ |

| | | | | | | | | |
|-----|-----|-------|-----|-----|-----|---|---|--------|
| ABC | abc | 0-9.. | &?! | ÀÁâ | ÑŃñ | | | |
| & | ? | ! | @ | (|) | / | ' | Delete |
| | | | | | | | | ↓ |
| | | | | | | | | |
| | | | | | | | | ↵ |

| | | | | | | | | |
|-----|-----|-------|-----|-----|-----|---|---|--------|
| ABC | abc | 0-9.. | &?! | ÀÁâ | ÑŃñ | | | |
| À | Á | Â | Ë | ä | á | ä | ä | Delete |
| æ | ç | è | é | ë | ë | ë | ë | ↓ |
| | | | | | | | | |
| | | | | | | | | ↵ |

| | | | | | | | | |
|-----|-----|-------|-----|-----|-----|---|---|--------|
| ABC | abc | 0-9.. | &?! | ÀÁâ | ÑŃñ | | | |
| Ñ | ñ | Ń | ñ | ë | ë | ë | Ů | Delete |
| ü | ü | ß | | | | | | ↓ |
| | | | | | | | | |
| | | | | | | | | ↵ |

07
ABC

| | | | | | | | | |
|-----|-----|-------|-----|-----|-----|-----|-----|--------|
| ABC | abc | 0-9.. | &?! | ÀÁâ | ÉÉè | ñŃó | ŤŤt | |
| A | B | C | D | E | F | G | H | Delete |
| I | J | K | L | M | N | O | P | ↓ |
| Q | R | S | T | U | V | W | X | |
| Y | Z | | | | | | | ↵ |

| | | | | | | | | |
|-----|-----|-------|-----|-----|-----|-----|-----|--------|
| ABC | abc | 0-9.. | &?! | ÀÁâ | ÉÉè | ñŃó | ŤŤt | |
| a | b | c | d | e | f | g | h | Delete |
| i | j | k | l | m | n | o | p | ↓ |
| q | r | s | t | u | v | w | x | |
| y | z | | | | | | | ↵ |

| | | | | | | | | |
|-----|-----|-------|-----|-----|-----|-----|-----|--------|
| ABC | abc | 0-9.. | &?! | ÀÁâ | ÉÉè | ñŃó | ŤŤt | |
| 0 | 1 | 2 | 3 | 4 | 5 | 6 | 7 | Delete |
| 8 | 9 | # | % | \$ | £ | € | ¥ | ↓ |
| - | + | x | ÷ | = | * | . | , | |
| | | | | | | | | ↵ |

| | | | | | | | | |
|-----|-----|-------|-----|-----|-----|-----|-----|--------|
| ABC | abc | 0-9.. | &?! | ÀÁâ | ÉÉè | ñŃó | ŤŤt | |
| & | ? | ! | @ | < | > | (|) | Delete |
| [|] | / | \ | ~ | : | ; | © | ↓ |
| @ | ™ | " | " | " | ' | ' | ' | |
| | | | | | | | | ↵ |

| | | | | | | | | |
|-----|-----|-------|-----|-----|-----|-----|-----|--------|
| ABC | abc | 0-9.. | &?! | ÀÁâ | ÉÉè | ñŃó | ŤŤt | |
| À | Á | Â | Ë | Ä | Å | à | á | Delete |
| â | ã | ä | å | æ | ç | q | ç | ↓ |
| Ĉ | Ĉ | ĉ | ĉ | ĉ | Đ | Đ | đ | |
| | | | | | | | | ↵ |

| | | | | | | | | |
|-----|-----|-------|-----|-----|-----|-----|-----|--------|
| ABC | abc | 0-9.. | &?! | ÀÁâ | ÉÉè | ñŃó | ŤŤt | |
| È | É | Ê | Ë | Ě | Ě | è | é | Delete |
| ê | ë | ë | ë | Ĝ | ĝ | Ī | Ī | ↓ |
| Ĵ | Ĵ | Ĵ | Ĵ | Ĵ | Ĵ | Ĵ | Ĵ | |
| Ĵ | Ĵ | Ĵ | Ĵ | Ĵ | Ĵ | Ĵ | Ĵ | ↵ |

| | | | | | | | | |
|-----|-----|-------|-----|-----|-----|-----|-----|--------|
| ABC | abc | 0-9.. | &?! | ÀÁâ | ÉÉè | ñŃó | ŤŤt | |
| Ñ | Ñ | Ñ | ñ | ñ | ñ | Ń | Ń | Delete |
| ø | ø | œ | ø | ø | ø | ø | ø | ↓ |
| š | š | š | š | š | š | š | š | |
| š | š | š | š | š | š | š | š | ↵ |

| | | | | | | | | |
|-----|-----|-------|-----|-----|-----|-----|-----|--------|
| ABC | abc | 0-9.. | &?! | ÀÁâ | ÉÉè | ñŃó | ŤŤt | |
| Ŧ | Ŧ | Ŧ | Ŧ | Ŧ | Ŧ | Ŧ | Ŧ | Delete |
| Ŧ | Ŧ | Ŧ | Ŧ | Ŧ | Ŧ | Ŧ | Ŧ | ↓ |
| Ŧ | Ŧ | Ŧ | Ŧ | Ŧ | Ŧ | Ŧ | Ŧ | |
| Ŧ | Ŧ | Ŧ | Ŧ | Ŧ | Ŧ | Ŧ | Ŧ | ↵ |

Summary of Embroidery Patterns
 Résumé des motifs de broderie
 Indice dei ricami
 Resumo dos padrões de bordado

Übersicht der Stickmuster
 Overzicht van borduurpatronen
 Resumen de diseños de bordado
 Обзор рисунков для вышивания

08
ABC

| ABC | abc | 0-9.. | &?! | ÄÄä | ÑÑñ | Delete | |
|-----|-----|-------|-----|-----|-----|--------|---|
| A | B | C | D | E | F | G | H |
| I | J | K | L | M | N | O | P |
| Q | R | S | T | U | V | W | X |
| Y | Z | | | | | | |

| ABC | abc | 0-9.. | &?! | ÄÄä | ÑÑñ | Delete | |
|-----|-----|-------|-----|-----|-----|--------|---|
| a | b | c | d | e | f | g | h |
| i | j | k | l | m | n | o | p |
| q | r | s | t | u | v | w | x |
| y | z | | | | | | |

| ABC | abc | 0-9.. | &?! | ÄÄä | ÑÑñ | Delete | |
|-----|-----|-------|-----|-----|-----|--------|---|
| 0 | 1 | 2 | 3 | 4 | 5 | 6 | 7 |
| 8 | 9 | # | % | \$ | £ | € | ¥ |
| - | + | x | + | = | * | . | , |

| ABC | abc | 0-9.. | &?! | ÄÄä | ÑÑñ | Delete | |
|-----|-----|-------|-----|-----|-----|--------|---|
| & | ? | ! | @ | < | > | (|) |
| [|] | / | \ | ~ | : | : | © |
| ® | ™ | " | " | " | ' | ' | ' |

| ABC | abc | 0-9.. | &?! | ÄÄä | ÑÑñ | Delete | |
|-----|-----|-------|-----|-----|-----|--------|---|
| À | Á | Â | Æ | ä | á | â | ã |
| ä | á | æ | ç | ç | ð | è | é |
| é | è | ê | é | ë | ë | î | í |
| í | î | ï | ï | ï | ï | ï | ï |

| ABC | abc | 0-9.. | &?! | ÄÄä | ÑÑñ | Delete | |
|-----|-----|-------|-----|-----|-----|--------|---|
| Ñ | Ñ | ñ | Ó | Ó | ø | ó | œ |
| ò | ó | ô | õ | ö | œ | í | |
| š | š | ť | ů | ů | ú | ú | |
| ú | ž | ř | ř | ř | | | |

09
ABC

| ABC | abc | 0-9.. | &?! | ÄÄä | ÑÑñ | Delete | |
|-----|-----|-------|-----|-----|-----|--------|---|
| A | B | C | D | E | F | G | H |
| I | J | K | L | M | N | O | P |
| Q | R | S | T | U | V | W | X |
| Y | Z | | | | | | |

| ABC | abc | 0-9.. | &?! | ÄÄä | ÑÑñ | Delete | |
|-----|-----|-------|-----|-----|-----|--------|---|
| a | b | c | d | e | f | g | h |
| i | j | k | l | m | n | o | p |
| q | r | s | t | u | v | w | x |
| y | z | | | | | | |

| ABC | abc | 0-9.. | &?! | ÄÄä | ÑÑñ | Delete | |
|-----|-----|-------|-----|-----|-----|--------|---|
| 0 | 1 | 2 | 3 | 4 | 5 | 6 | 7 |
| 8 | 9 | # | % | \$ | £ | € | ¥ |
| - | + | x | + | = | * | . | , |

| ABC | abc | 0-9.. | &?! | ÄÄä | ÑÑñ | Delete | |
|-----|-----|-------|-----|-----|-----|--------|---|
| & | ? | ! | @ | < | > | (|) |
| [|] | / | \ | ~ | : | : | © |
| ® | ™ | " | " | " | ' | ' | ' |

| ABC | abc | 0-9.. | &?! | ÄÄä | ÑÑñ | Delete | |
|-----|-----|-------|-----|-----|-----|--------|---|
| À | Á | Â | Æ | ä | á | â | ã |
| ä | á | æ | ç | ç | ð | è | é |
| é | è | ê | é | ë | ë | î | í |
| í | î | ï | ï | ï | ï | ï | ï |

| ABC | abc | 0-9.. | &?! | ÄÄä | ÑÑñ | Delete | |
|-----|-----|-------|-----|-----|-----|--------|---|
| Ñ | Ñ | ñ | Ó | Ó | ø | ó | œ |
| ò | ó | ô | õ | ö | œ | í | |
| š | š | ť | ů | ů | ú | ú | |
| ú | ž | ř | ř | ř | | | |

10
ABC

| ABC | abc | 0-9.. | &?! | ÄÄä | ÑÑñ | Delete | |
|-----|-----|-------|-----|-----|-----|--------|---|
| A | B | C | D | E | F | G | H |
| I | J | K | L | M | N | O | P |
| Q | R | S | T | U | V | W | X |
| Y | Z | | | | | | |

| ABC | abc | 0-9.. | &?! | ÄÄä | ÑÑñ | Delete | |
|-----|-----|-------|-----|-----|-----|--------|---|
| a | b | c | d | e | f | g | h |
| i | j | k | l | m | n | o | p |
| q | r | s | t | u | v | w | x |
| y | z | | | | | | |

| ABC | abc | 0-9.. | &?! | ÄÄä | ÑÑñ | Delete | |
|-----|-----|-------|-----|-----|-----|--------|---|
| 0 | 1 | 2 | 3 | 4 | 5 | 6 | 7 |
| 8 | 9 | # | % | \$ | £ | € | ¥ |
| - | + | x | + | = | * | . | , |

| ABC | abc | 0-9.. | &?! | ÄÄä | ÑÑñ | Delete | |
|-----|-----|-------|-----|-----|-----|--------|---|
| & | ? | ! | @ | < | > | (|) |
| [|] | / | \ | ~ | : | : | © |
| ® | ™ | " | " | " | ' | ' | ' |

| ABC | abc | 0-9.. | &?! | ÄÄä | ÑÑñ | Delete | |
|-----|-----|-------|-----|-----|-----|--------|---|
| À | Á | Â | Æ | ä | á | â | ã |
| ä | á | æ | ç | ç | ð | è | é |
| é | è | ê | é | ë | ë | î | í |
| í | î | ï | | | | | |

| ABC | abc | 0-9.. | &?! | ÄÄä | ÑÑñ | Delete | |
|-----|-----|-------|-----|-----|-----|--------|---|
| Ñ | Ñ | ñ | Ó | Ó | ø | ó | œ |
| ò | ó | ô | õ | ö | œ | í | |
| š | š | ť | ů | ů | ú | ú | |
| ú | ž | ř | | | | | |



11 ABC

| | | | | | | | | |
|-----|-----|-------|-----|-----|-----|---|---|--------|
| ABC | abc | 0-9.. | &?! | ÄÄä | ÑÑñ | | | |
| A | B | C | D | E | F | G | H | Delete |
| I | J | K | L | M | N | O | P | ↵ |
| Q | R | S | T | U | V | W | X | ↵ |
| Y | Z | | | | | | | ↵ |

| | | | | | | | | |
|-----|-----|-------|-----|-----|-----|---|---|--------|
| ABC | abc | 0-9.. | &?! | ÄÄä | ÑÑñ | | | |
| a | b | c | d | e | f | g | h | Delete |
| i | j | k | l | m | n | o | p | ↵ |
| q | r | s | t | u | v | w | x | ↵ |
| y | z | | | | | | | ↵ |

| | | | | | | | | |
|-----|-----|-------|-----|-----|-----|---|---|--------|
| ABC | abc | 0-9.. | &?! | ÄÄä | ÑÑñ | | | |
| 0 | 1 | 2 | 3 | 4 | 5 | 6 | 7 | Delete |
| 8 | 9 | # | % | \$ | € | ¥ | | ↵ |
| - | + | x | ÷ | = | * | . | , | ↵ |

| | | | | | | | | |
|-----|-----|-------|-----|-----|-----|---|---|--------|
| ABC | abc | 0-9.. | &?! | ÄÄä | ÑÑñ | | | |
| & | ? | ! | @ | < | > | (|) | Delete |
| [|] | / | \ | ~ | : | ; | © | ↵ |
| ® | ™ | " | " | " | ' | ' | ' | ↵ |

| | | | | | | | | |
|-----|-----|-------|-----|-----|-----|---|---|--------|
| ABC | abc | 0-9.. | &?! | ÄÄä | ÑÑñ | | | |
| À | Á | Â | Ã | Ä | Å | Æ | Ç | Delete |
| à | á | â | ã | ä | å | æ | ç | ↵ |
| È | É | Ê | Ë | Ì | Í | Î | Ï | ↵ |
| ì | í | î | ï | ì | í | î | ï | ↵ |

| | | | | | | | | |
|-----|-----|-------|-----|-----|-----|---|---|--------|
| ABC | abc | 0-9.. | &?! | ÄÄä | ÑÑñ | | | |
| Ð | Ñ | Ò | Ó | Ô | Õ | Ö | Ø | Delete |
| ð | ñ | ò | ó | ô | õ | ö | ø | ↵ |
| É | Ê | Ë | Ì | Í | Î | Ï | Ð | ↵ |
| é | ê | ë | ì | í | î | ï | ð | ↵ |

12 ABC

| | | | | | | | | |
|-----|-----|-------|-----|-----|-----|---|---|--------|
| ABC | abc | 0-9.. | &?! | ÄÄä | ÑÑñ | | | |
| A | B | C | D | E | F | G | H | Delete |
| I | J | K | L | M | N | O | P | ↵ |
| Q | R | S | T | U | V | W | X | ↵ |
| Y | Z | | | | | | | ↵ |

| | | | | | | | | |
|-----|-----|-------|-----|-----|-----|---|---|--------|
| ABC | abc | 0-9.. | &?! | ÄÄä | ÑÑñ | | | |
| a | b | c | d | e | f | g | h | Delete |
| i | j | k | l | m | n | o | p | ↵ |
| q | r | s | t | u | v | w | x | ↵ |
| y | z | | | | | | | ↵ |

| | | | | | | | | |
|-----|-----|-------|-----|-----|-----|---|---|--------|
| ABC | abc | 0-9.. | &?! | ÄÄä | ÑÑñ | | | |
| 0 | 1 | 2 | 3 | 4 | 5 | 6 | 7 | Delete |
| 8 | 9 | # | % | \$ | € | ¥ | | ↵ |
| - | + | x | ÷ | = | * | . | , | ↵ |

| | | | | | | | | |
|-----|-----|-------|-----|-----|-----|---|---|--------|
| ABC | abc | 0-9.. | &?! | ÄÄä | ÑÑñ | | | |
| ¿ | ? | ! | @ | < | > | (|) | Delete |
| [|] | / | \ | ~ | : | ; | © | ↵ |
| ® | ™ | " | " | " | ' | ' | ' | ↵ |

| | | | | | | | | |
|-----|-----|-------|-----|-----|-----|---|---|--------|
| ABC | abc | 0-9.. | &?! | ÄÄä | ÑÑñ | | | |
| Â | Ã | Ä | Å | Æ | Ç | È | É | Delete |
| â | ã | ä | å | æ | ç | è | é | ↵ |
| Ê | Ë | Ì | Í | Î | Ï | Ð | Ñ | ↵ |
| ê | ë | ì | í | î | ï | ð | ñ | ↵ |

| | | | | | | | | |
|-----|-----|-------|-----|-----|-----|---|---|--------|
| ABC | abc | 0-9.. | &?! | ÄÄä | ÑÑñ | | | |
| Ñ | Ñ | ñ | Ò | Ó | Ô | Õ | Ö | Delete |
| ò | ó | ô | õ | ö | ø | œ | í | ↵ |
| é | ê | ë | ì | í | î | ï | ð | ↵ |
| é | ê | ë | ì | í | î | ï | ð | ↵ |

13 ABC

| | | | | | | | | |
|-----|-----|-------|-----|-----|-----|---|---|--------|
| ABC | abc | 0-9.. | &?! | ÄÄä | ÑÑñ | | | |
| A | B | C | D | E | F | G | H | Delete |
| I | J | K | L | M | N | O | P | ↵ |
| Q | R | S | T | U | V | W | X | ↵ |
| Y | Z | | | | | | | ↵ |

| | | | | | | | | |
|-----|-----|-------|-----|-----|-----|---|---|--------|
| ABC | abc | 0-9.. | &?! | ÄÄä | ÑÑñ | | | |
| A | b | c | d | e | f | g | h | Delete |
| i | j | k | l | m | n | o | p | ↵ |
| q | r | s | t | u | v | w | x | ↵ |
| y | z | | | | | | | ↵ |

| | | | | | | | | |
|-----|-----|-------|-----|-----|-----|---|---|--------|
| ABC | abc | 0-9.. | &?! | ÄÄä | ÑÑñ | | | |
| 0 | 1 | 2 | 3 | 4 | 5 | 6 | 7 | Delete |
| 8 | 9 | # | % | \$ | € | ¥ | | ↵ |
| - | + | x | ÷ | = | * | . | , | ↵ |

| | | | | | | | | |
|-----|-----|-------|-----|-----|-----|---|---|--------|
| ABC | abc | 0-9.. | &?! | ÄÄä | ÑÑñ | | | |
| & | ? | ! | @ | < | > | (|) | Delete |
| [|] | / | \ | ~ | : | ; | © | ↵ |
| ® | ™ | " | " | " | ' | ' | ' | ↵ |

| | | | | | | | | |
|-----|-----|-------|-----|-----|-----|---|---|--------|
| ABC | abc | 0-9.. | &?! | ÄÄä | ÑÑñ | | | |
| Â | Ã | Ä | Å | Æ | Ç | È | É | Delete |
| â | ã | ä | å | æ | ç | è | é | ↵ |
| Ê | Ë | Ì | Í | Î | Ï | Ð | Ñ | ↵ |
| ê | ë | ì | í | î | ï | ð | ñ | ↵ |

| | | | | | | | | |
|-----|-----|-------|-----|-----|-----|---|---|--------|
| ABC | abc | 0-9.. | &?! | ÄÄä | ÑÑñ | | | |
| Ñ | Ñ | ñ | Ò | Ó | Ô | Õ | Ö | Delete |
| ò | ó | ô | õ | ö | ø | œ | í | ↵ |
| é | ê | ë | ì | í | î | ï | ð | ↵ |
| é | ê | ë | ì | í | î | ï | ð | ↵ |

Summary of Embroidery Patterns
 Résumé des motifs de broderie
 Indice dei ricami
 Resumo dos padrões de bordado

Übersicht der Stickmuster
 Overzicht van borduurpatronen
 Resumen de diseños de bordado
 Обзор рисунков для вышивания

14
ABC

| | | | | | | | | |
|-----|-----|-------|-----|-----|-----|---|---|--------|
| ABC | abc | 0-9.. | &?! | ÄÄä | ÑÑñ | | | |
| A | B | C | D | E | F | G | H | Delete |
| I | J | K | L | M | N | O | P | ↵ |
| Q | R | S | T | U | V | W | X | |
| Y | Z | | | | | | | ↵ |

| | | | | | | | | |
|-----|-----|-------|-----|-----|-----|---|---|--------|
| ABC | abc | 0-9.. | &?! | ÄÄä | ÑÑñ | | | |
| a | b | c | d | e | f | g | h | Delete |
| i | j | k | l | m | n | o | p | ↵ |
| q | r | s | t | u | v | w | x | |
| y | z | | | | | | | ↵ |

| | | | | | | | | |
|-----|-----|-------|-----|-----|-----|---|---|--------|
| ABC | abc | 0-9.. | &?! | ÄÄä | ÑÑñ | | | |
| 0 | 1 | 2 | 3 | 4 | 5 | 6 | 7 | Delete |
| 8 | 9 | # | % | \$ | £ | € | ¥ | ↵ |
| - | + | x | ÷ | = | * | . | . | |
| | | | | | | | | ↵ |

| | | | | | | | | |
|-----|-----|-------|-----|-----|-----|---|---|--------|
| ABC | abc | 0-9.. | &?! | ÄÄä | ÑÑñ | | | |
| & | ? | ! | @ | < | > | (|) | Delete |
| [|] | / | \ | ~ | : | : | © | ↵ |
| ® | ™ | “ | ” | ” | ’ | ’ | ’ | |
| | | | | | | | | ↵ |

| | | | | | | | | |
|-----|-----|-------|-----|-----|-----|---|---|--------|
| ABC | abc | 0-9.. | &?! | ÄÄä | ÑÑñ | | | |
| Â | Ă | Ą | Æ | à | á | â | ä | Delete |
| ä | å | æ | Ç | ç | Ð | È | É | ↵ |
| Ê | Ë | è | é | ê | ë | Ĝ | ğ | |
| Í | İ | ı | ı | ı | ï | ı | ı | ↵ |

| | | | | | | | | |
|-----|-----|-------|-----|-----|-----|---|---|--------|
| ABC | abc | 0-9.. | &?! | ÄÄä | ÑÑñ | | | |
| Ñ | Ń | ń | Ō | Ŏ | ø | Ó | œ | Delete |
| ò | ó | ô | õ | ø | ó | œ | ř | ↵ |
| Ş | ş | ţ | Ů | ů | ù | ú | û | |
| ü | ž | Ʒ | Ʒ | Ʒ | | | | ↵ |

15
ABC

| | | | | | | | | |
|-----|-----|-------|-----|-----|-----|---|---|--------|
| ABC | abc | 0-9.. | &?! | ÄÄä | ÑÑñ | | | |
| A | B | C | D | E | F | G | H | Delete |
| I | J | K | L | M | N | O | P | ↵ |
| Q | R | S | T | U | V | W | X | |
| Y | Z | | | | | | | ↵ |

| | | | | | | | | |
|-----|-----|-------|-----|-----|-----|---|---|--------|
| ABC | abc | 0-9.. | &?! | ÄÄä | ÑÑñ | | | |
| a | b | c | d | e | f | g | h | Delete |
| i | j | k | l | m | n | o | p | ↵ |
| q | r | s | t | u | v | w | x | |
| y | z | | | | | | | ↵ |

| | | | | | | | | |
|-----|-----|-------|-----|-----|-----|---|---|--------|
| ABC | abc | 0-9.. | &?! | ÄÄä | ÑÑñ | | | |
| 0 | 1 | 2 | 3 | 4 | 5 | 6 | 7 | Delete |
| 8 | 9 | # | % | \$ | £ | € | ¥ | ↵ |
| - | + | x | ÷ | = | * | . | , | |
| | | | | | | | | ↵ |

| | | | | | | | | |
|-----|-----|-------|-----|-----|-----|---|---|--------|
| ABC | abc | 0-9.. | &?! | ÄÄä | ÑÑñ | | | |
| & | ? | ! | @ | < | > | (|) | Delete |
| [|] | / | \ | ~ | : | : | © | ↵ |
| ® | ™ | “ | ” | ” | ’ | ’ | ’ | |
| | | | | | | | | ↵ |

| | | | | | | | | |
|-----|-----|-------|-----|-----|-----|---|---|--------|
| ABC | abc | 0-9.. | &?! | ÄÄä | ÑÑñ | | | |
| Â | Ă | Ą | Æ | à | á | â | ä | Delete |
| ä | å | æ | Ç | ç | Ð | È | É | ↵ |
| Ê | Ë | è | é | ê | ë | Ĝ | ğ | |
| Í | İ | ı | ı | ı | ï | ı | ı | ↵ |

| | | | | | | | | |
|-----|-----|-------|-----|-----|-----|---|---|--------|
| ABC | abc | 0-9.. | &?! | ÄÄä | ÑÑñ | | | |
| Ñ | Ń | ń | Ō | Ŏ | ø | Ó | œ | Delete |
| ò | ó | ô | õ | ø | ó | œ | ř | ↵ |
| Ş | ş | ţ | Ů | ů | ù | ú | û | |
| ü | ž | Ʒ | Ʒ | Ʒ | | | | ↵ |

16
ABC

| | | | | | | | | |
|-----|-----|-------|-----|-----|-----|---|---|--------|
| ABC | abc | 0-9.. | &?! | ÄÄä | ÑÑñ | | | |
| A | B | C | D | E | F | G | H | Delete |
| I | J | K | L | M | N | O | P | ↵ |
| Q | R | S | T | U | V | W | X | |
| Y | Z | | | | | | | ↵ |

| | | | | | | | | |
|-----|-----|-------|-----|-----|-----|---|---|--------|
| ABC | abc | 0-9.. | &?! | ÄÄä | ÑÑñ | | | |
| a | b | c | d | e | f | g | h | Delete |
| i | j | k | l | m | n | o | p | ↵ |
| q | r | s | t | u | v | w | x | |
| y | z | | | | | | | ↵ |

| | | | | | | | | |
|-----|-----|-------|-----|-----|-----|---|---|--------|
| ABC | abc | 0-9.. | &?! | ÄÄä | ÑÑñ | | | |
| 0 | 1 | 2 | 3 | 4 | 5 | 6 | 7 | Delete |
| 8 | 9 | # | % | \$ | £ | € | ¥ | ↵ |
| - | + | x | ÷ | = | * | . | , | |
| | | | | | | | | ↵ |

| | | | | | | | | |
|-----|-----|-------|-----|-----|-----|---|---|--------|
| ABC | abc | 0-9.. | &?! | ÄÄä | ÑÑñ | | | |
| & | ? | ! | @ | < | > | (|) | Delete |
| [|] | / | \ | ~ | : | : | © | ↵ |
| ® | ™ | “ | ” | ” | ’ | ’ | ’ | |
| | | | | | | | | ↵ |

| | | | | | | | | |
|-----|-----|-------|-----|-----|-----|---|---|--------|
| ABC | abc | 0-9.. | &?! | ÄÄä | ÑÑñ | | | |
| Â | Ă | Ą | Æ | à | á | â | ä | Delete |
| ä | å | æ | Ç | ç | Ð | È | É | ↵ |
| Ê | Ë | è | é | ê | ë | Ĝ | ğ | |
| Í | İ | ı | ı | ı | ï | ı | ı | ↵ |

| | | | | | | | | |
|-----|-----|-------|-----|-----|-----|---|---|--------|
| ABC | abc | 0-9.. | &?! | ÄÄä | ÑÑñ | | | |
| Ñ | Ń | ń | Ō | Ŏ | ø | Ó | œ | Delete |
| ò | ó | ô | õ | ø | ó | œ | ř | ↵ |
| Ş | ş | ţ | Ů | ů | ù | ú | û | |
| ü | ž | Ʒ | Ʒ | Ʒ | | | | ↵ |



17 ABC

| | | | | | | | | |
|-----|-----|-------|-----|-----|-----|---|---|--------|
| ABC | abc | 0-9.. | &?! | ÀÀà | ÑÑñ | | | |
| A | B | C | D | E | F | G | H | Delete |
| I | J | K | L | M | N | O | P | ↵ |
| Q | R | S | T | U | V | W | X | ↵ |
| Y | Z | | | | | | | ↵ |

| | | | | | | | | |
|-----|-----|-------|-----|-----|-----|---|---|--------|
| ABC | abc | 0-9.. | &?! | ÀÀà | ÑÑñ | | | |
| a | b | c | d | e | f | g | h | Delete |
| i | j | k | l | m | n | o | p | ↵ |
| q | r | s | t | u | v | w | x | ↵ |
| y | z | | | | | | | ↵ |

| | | | | | | | | |
|-----|-----|-------|-----|-----|-----|---|---|--------|
| ABC | abc | 0-9.. | &?! | ÀÀà | ÑÑñ | | | |
| 0 | 1 | 2 | 3 | 4 | 5 | 6 | 7 | Delete |
| 8 | 9 | # | % | \$ | £ | € | ¥ | ↵ |
| - | + | x | ÷ | = | * | . | , | ↵ |

| | | | | | | | | |
|-----|-----|-------|-----|-----|-----|---|---|--------|
| ABC | abc | 0-9.. | &?! | ÀÀà | ÑÑñ | | | |
| & | ? | ! | @ | < | > | (|) | Delete |
| [|] | / | \ | ~ | : | : | © | ↵ |
| ® | ™ | “ | ” | ” | ’ | ’ | ’ | ↵ |

| | | | | | | | | |
|-----|-----|-------|-----|-----|-----|---|---|--------|
| ABC | abc | 0-9.. | &?! | ÀÀà | ÑÑñ | | | |
| À | Ä | Å | Æ | à | á | â | ã | Delete |
| ä | å | æ | ç | ç | ð | è | é | ↵ |
| ê | ë | è | é | ê | ë | ö | ï | ↵ |
| í | î | ï | ì | í | î | ï | ì | ↵ |

| | | | | | | | | |
|-----|-----|-------|-----|-----|-----|---|---|--------|
| ABC | abc | 0-9.. | &?! | ÀÀà | ÑÑñ | | | |
| Ñ | Ñ | ñ | Ö | Ö | ø | Ó | œ | Delete |
| ò | ó | ô | ö | ø | ó | œ | í | ↵ |
| š | š | ť | Ů | Ů | ú | ú | ú | ↵ |
| ü | ž | þ | þ | ß | | | | ↵ |

18 ABC

| | | | | | | | | |
|-----|-----|-------|-----|---|---|---|---|--------|
| ABC | abc | 0-9.. | &?! | | | | | |
| A | B | C | D | E | F | G | H | Delete |
| I | J | K | L | M | N | O | P | ↵ |
| Q | R | S | T | U | V | W | X | ↵ |
| Y | Z | | | | | | | ↵ |

| | | | | | | | | |
|-----|-----|-------|-----|---|---|---|---|--------|
| ABC | abc | 0-9.. | &?! | | | | | |
| a | b | c | d | e | f | g | h | Delete |
| i | j | k | l | m | n | o | p | ↵ |
| q | r | s | t | u | v | w | x | ↵ |
| y | z | | | | | | | ↵ |

| | | | | | | | | |
|-----|-----|-------|-----|---|---|---|---|--------|
| ABC | abc | 0-9.. | &?! | | | | | |
| 0 | 1 | 2 | 3 | 4 | 5 | 6 | 7 | Delete |
| 8 | 9 | - | = | . | . | . | . | ↵ |

| | | | | | | | | |
|-----|-----|-------|-----|---|---|---|---|--------|
| ABC | abc | 0-9.. | &?! | | | | | |
| & | ? | ! | < | > | [|] | / | Delete |
| \ | ~ | : | : | ” | ” | ’ | ’ | ↵ |

19 ABC

| | | | | | | | | |
|-----|-----|-------|-----|-----|-----|---|---|--------|
| ABC | abc | 0-9.. | &?! | ÀÀà | ÑÑñ | | | |
| A | B | C | D | E | F | G | H | Delete |
| I | J | K | L | M | N | O | P | ↵ |
| Q | R | S | T | U | V | W | X | ↵ |
| Y | Z | | | | | | | ↵ |

| | | | | | | | | |
|-----|-----|-------|-----|-----|-----|---|---|--------|
| ABC | abc | 0-9.. | &?! | ÀÀà | ÑÑñ | | | |
| a | b | c | d | e | f | g | h | Delete |
| i | j | k | l | m | n | o | p | ↵ |
| q | r | s | t | u | v | w | x | ↵ |
| y | z | | | | | | | ↵ |

| | | | | | | | | |
|-----|-----|-------|-----|-----|-----|---|---|--------|
| ABC | abc | 0-9.. | &?! | ÀÀà | ÑÑñ | | | |
| 0 | 1 | 2 | 3 | 4 | 5 | 6 | 7 | Delete |
| 8 | 9 | # | % | \$ | £ | € | ¥ | ↵ |
| - | + | x | ÷ | = | * | . | , | ↵ |

| | | | | | | | | |
|-----|-----|-------|-----|-----|-----|---|---|--------|
| ABC | abc | 0-9.. | &?! | ÀÀà | ÑÑñ | | | |
| & | ? | ! | @ | < | > | (|) | Delete |
| [|] | / | \ | ~ | : | : | © | ↵ |
| ® | ™ | “ | ” | ” | ’ | ’ | ’ | ↵ |

| | | | | | | | | |
|-----|-----|-------|-----|-----|-----|---|---|--------|
| ABC | abc | 0-9.. | &?! | ÀÀà | ÑÑñ | | | |
| À | Ä | Å | Æ | à | á | â | ã | Delete |
| ä | å | æ | ç | ç | ð | è | é | ↵ |
| ê | ë | è | é | ê | ë | ö | ï | ↵ |
| í | î | ï | ì | í | î | ï | ì | ↵ |

| | | | | | | | | |
|-----|-----|-------|-----|-----|-----|---|---|--------|
| ABC | abc | 0-9.. | &?! | ÀÀà | ÑÑñ | | | |
| Ñ | Ñ | ñ | Ö | Ö | ø | Ó | œ | Delete |
| ò | ó | ô | ö | ø | ó | œ | í | ↵ |
| š | š | ť | Ů | Ů | ú | ú | ú | ↵ |
| ü | ž | þ | þ | ß | | | | ↵ |

Summary of Embroidery Patterns
 Résumé des motifs de broderie
 Indice dei ricami
 Resumo dos padrões de bordado

Übersicht der Stickmuster
 Overzicht van borduurpatronen
 Resumen de diseños de bordado
 Обзор рисунков для вышивания

20
ABC

| | | | | | | | | |
|-----|-----|-------|-----|-----|-----|---|---|--------|
| ABC | abc | 0-9.. | &?! | ÀÁâ | ÑŃñ | | | |
| A | B | C | D | E | F | G | H | Delete |
| I | J | K | L | M | N | O | P | ↵ |
| Q | R | S | T | U | V | W | X | ↳ |
| Y | Z | | | | | | | ↳ |

| | | | | | | | | |
|-----|-----|-------|-----|-----|-----|---|---|--------|
| ABC | abc | 0-9.. | &?! | ÀÁâ | ÑŃñ | | | |
| a | b | c | d | e | f | g | h | Delete |
| i | j | k | l | m | n | o | p | ↵ |
| q | r | s | t | u | v | w | x | ↳ |
| y | z | | | | | | | ↳ |

| | | | | | | | | |
|-----|-----|-------|-----|-----|-----|---|---|--------|
| ABC | abc | 0-9.. | &?! | ÀÁâ | ÑŃñ | | | |
| 0 | 1 | 2 | 3 | 4 | 5 | 6 | 7 | Delete |
| 8 | 9 | # | % | \$ | € | ¥ | | ↵ |
| . | + | x | ÷ | = | * | . | , | ↳ |

| | | | | | | | | |
|-----|-----|-------|-----|-----|-----|---|---|--------|
| ABC | abc | 0-9.. | &?! | ÀÁâ | ÑŃñ | | | |
| & | ? | ! | @ | < | > | (|) | Delete |
| ¡ | ¡ | / | \ | ~ | : | : | © | ↵ |
| ® | ™ | “ | ” | ” | ’ | ’ | ’ | ↳ |

| | | | | | | | | |
|-----|-----|-------|-----|-----|-----|---|---|--------|
| ABC | abc | 0-9.. | &?! | ÀÁâ | ÑŃñ | | | |
| À | Á | Â | Æ | à | á | â | ã | Delete |
| ä | å | æ | ç | ç | ø | è | é | ↵ |
| ê | ë | è | é | ê | ë | ğ | ğ | ↳ |
| í | ï | ì | ì | í | ï | î | î | ↳ |

| | | | | | | | | |
|-----|-----|-------|-----|-----|-----|---|---|--------|
| ABC | abc | 0-9.. | &?! | ÀÁâ | ÑŃñ | | | |
| Ñ | Ñ | ñ | Ò | Ò | Ø | Ó | œ | Delete |
| ò | ó | ô | õ | ø | ó | œ | f | ↵ |
| ş | ş | ı | Ů | Ů | ù | ú | ó | ↳ |
| ü | z | ı | ı | ı | ı | ı | ı | ↳ |

21
ABC

| | | | | | | | | |
|-----|-----|-------|-----|-----|-----|-----|-----|--------|
| ABC | abc | 0-9.. | &?! | ÀÁâ | ÉÉè | ñŃó | ŤŤt | |
| A | B | C | D | E | F | G | H | Delete |
| I | J | K | L | M | N | O | P | ↵ |
| Q | R | S | T | U | V | W | X | ↳ |
| Y | Z | | | | | | | ↳ |

| | | | | | | | | |
|-----|-----|-------|-----|-----|-----|-----|-----|--------|
| ABC | abc | 0-9.. | &?! | ÀÁâ | ÉÉè | ñŃó | ŤŤt | |
| a | b | c | d | e | f | g | h | Delete |
| i | j | k | l | m | n | o | p | ↵ |
| q | r | s | t | u | v | w | x | ↳ |
| y | z | | | | | | | ↳ |

| | | | | | | | | |
|-----|-----|-------|-----|-----|-----|-----|-----|--------|
| ABC | abc | 0-9.. | &?! | ÀÁâ | ÉÉè | ñŃó | ŤŤt | |
| 0 | 1 | 2 | 3 | 4 | 5 | 6 | 7 | Delete |
| 8 | 9 | # | % | \$ | € | ¥ | | ↵ |
| . | + | x | ÷ | = | * | . | , | ↳ |

| | | | | | | | | |
|-----|-----|-------|-----|-----|-----|-----|-----|--------|
| ABC | abc | 0-9.. | &?! | ÀÁâ | ÉÉè | ñŃó | ŤŤt | |
| & | ? | ! | @ | < | > | (|) | Delete |
| ¡ | ¡ | / | \ | ~ | : | : | © | ↵ |
| ® | ™ | “ | ” | ” | ’ | ’ | ’ | ↳ |

| | | | | | | | | |
|-----|-----|-------|-----|-----|-----|-----|-----|--------|
| ABC | abc | 0-9.. | &?! | ÀÁâ | ÉÉè | ñŃó | ŤŤt | |
| À | Á | Â | Ã | Ä | Å | Æ | Ä | Delete |
| Å | ä | á | â | ã | ä | å | æ | ↵ |
| ã | ä | ç | ç | ç | ç | ç | ç | ↳ |
| Đ | Đ | đ | | | | | | ↳ |

| | | | | | | | | |
|-----|-----|-------|-----|-----|-----|-----|-----|--------|
| ABC | abc | 0-9.. | &?! | ÀÁâ | ÉÉè | ñŃó | ŤŤt | |
| È | É | Ê | Ë | Ě | Ě | è | é | Delete |
| ê | ë | ę | ě | đ | Ğ | ğ | İ | ↵ |
| í | î | ï | ì | í | î | ï | î | ↳ |
| ï | î | Ł | ł | ł | ł | ł | ł | ↳ |

| | | | | | | | | |
|-----|-----|-------|-----|-----|-----|-----|-----|--------|
| ABC | abc | 0-9.. | &?! | ÀÁâ | ÉÉè | ñŃó | ŤŤt | |
| ñ | ñ | ñ | Ò | Ó | Ô | Õ | Ö | Delete |
| ø | õ | œ | Ŕ | Ŕ | ř | ř | š | ↵ |
| ø | õ | œ | Ŕ | Ŕ | ř | ř | š | ↳ |
| š | š | š | š | š | š | š | š | ↳ |

| | | | | | | | | |
|-----|-----|-------|-----|-----|-----|-----|-----|--------|
| ABC | abc | 0-9.. | &?! | ÀÁâ | ÉÉè | ñŃó | ŤŤt | |
| Ť | Ť | Ť | Ŧ | Ŧ | Ŧ | Ù | Ú | Delete |
| Ú | Û | Ü | ù | ú | û | ü | ú | ↵ |
| Ý | ý | Ž | Ž | ž | ž | ž | ž | ↳ |
| Ɔ | Ɔ | Ɔ | | | | | | ↳ |



22
ABC

| | | | | | | | | |
|-----|-----|-------|-----|-----|-----|----|-----|--------|
| ABC | abc | 0-9.. | &?! | ÁÁá | ÉÉé | ñÑ | Ťťt | Delete |
| A | B | C | D | E | F | G | H | |
| I | J | K | L | M | N | O | P | ↵ |
| Q | R | S | T | U | V | W | X | |
| Y | Z | | | | | | | ↵ |

| | | | | | | | | |
|-----|-----|-------|-----|-----|-----|----|-----|--------|
| ABC | abc | 0-9.. | &?! | ÁÁá | ÉÉé | ñÑ | Ťťt | Delete |
| a | b | c | d | e | f | g | h | |
| i | j | k | l | m | n | o | p | ↵ |
| q | r | s | t | u | v | w | x | |
| y | z | | | | | | | ↵ |

| | | | | | | | | |
|-----|-----|-------|-----|-----|-----|----|-----|--------|
| ABC | abc | 0-9.. | &?! | ÁÁá | ÉÉé | ñÑ | Ťťt | Delete |
| 0 | 1 | 2 | 3 | 4 | 5 | 6 | 7 | |
| 8 | 9 | # | % | \$ | £ | € | ¥ | ↵ |
| - | + | x | ÷ | = | * | . | , | |
| | | | | | | | | ↵ |

| | | | | | | | | |
|-----|-----|-------|-----|-----|-----|----|-----|--------|
| ABC | abc | 0-9.. | &?! | ÁÁá | ÉÉé | ñÑ | Ťťt | Delete |
| & | ? | ! | @ | < | > | [|] | |
| [|] | / | \ | ~ | : | ; | © | ↵ |
| ® | ™ | “ | ” | ” | ’ | ’ | ’ | |
| | | | | | | | | ↵ |

| | | | | | | | | |
|-----|-----|-------|-----|-----|-----|----|-----|--------|
| ABC | abc | 0-9.. | &?! | ÁÁá | ÉÉé | ñÑ | Ťťt | Delete |
| À | Á | Â | Ã | Ä | Å | Æ | Ä | |
| À | à | á | â | ä | å | æ | æ | ↵ |
| ä | ç | ç | ç | ç | ç | ç | ç | |
| Đ | Đ | đ | | | | | | ↵ |

| | | | | | | | | |
|-----|-----|-------|-----|-----|-----|----|-----|--------|
| ABC | abc | 0-9.. | &?! | ÁÁá | ÉÉé | ñÑ | Ťťt | Delete |
| È | É | Ê | Ë | Ë | Ë | è | é | |
| è | ë | ë | ë | ë | ë | ë | ë | ↵ |
| Í | Î | Ï | Ï | Ï | Ï | í | î | |
| ï | ï | Ł | ł | ł | ł | ł | ł | ↵ |

| | | | | | | | | |
|-----|-----|-------|-----|-----|-----|----|-----|--------|
| ABC | abc | 0-9.. | &?! | ÁÁá | ÉÉé | ñÑ | Ťťt | Delete |
| ñ | ñ | ñ | Ò | Ó | Ô | Õ | Ö | |
| Ø | Õ | œ | ø | ó | ô | õ | ö | ↵ |
| ø | ø | œ | Ř | Ř | ř | ř | š | |
| š | š | š | š | š | š | š | š | ↵ |

| | | | | | | | | |
|-----|-----|-------|-----|-----|-----|----|-----|--------|
| ABC | abc | 0-9.. | &?! | ÁÁá | ÉÉé | ñÑ | Ťťt | Delete |
| Ť | Ť | Ť | ť | ť | ť | Ů | Ů | |
| Ů | Ů | Ů | ů | ů | ů | ů | ů | ↵ |
| Ý | ý | Ž | Ž | ž | ž | ž | ž | |
| Ɔ | Ɔ | Ɔ | | | | | | ↵ |

50
ABCDE

| | | | | | | | | |
|-----|-----|-------|-----|-----|-----|---|---|--------|
| ABC | abc | 0-9.. | &?! | ÁÁá | ÑÑñ | | | Delete |
| A | B | C | D | E | F | G | H | |
| I | J | K | L | M | N | O | P | ↵ |
| Q | R | S | T | U | V | W | X | |
| Y | Z | | | | | | | ↵ |

| | | | | | | | | |
|-----|-----|-------|-----|-----|-----|---|---|--------|
| ABC | abc | 0-9.. | &?! | ÁÁá | ÑÑñ | | | Delete |
| a | b | c | d | e | f | g | h | |
| i | j | k | l | m | n | o | p | ↵ |
| q | r | s | t | u | v | w | x | |
| y | z | | | | | | | ↵ |

| | | | | | | | | |
|-----|-----|-------|-----|-----|-----|---|---|--------|
| ABC | abc | 0-9.. | &?! | ÁÁá | ÑÑñ | | | Delete |
| 0 | 1 | 2 | 3 | 4 | 5 | 6 | 7 | |
| 8 | 9 | # | % | \$ | £ | € | ¥ | ↵ |
| - | + | x | ÷ | = | * | . | , | |
| | | | | | | | | ↵ |

| | | | | | | | | |
|-----|-----|-------|-----|-----|-----|---|---|--------|
| ABC | abc | 0-9.. | &?! | ÁÁá | ÑÑñ | | | Delete |
| & | ? | ! | @ | < | > | (|) | |
| [|] | / | \ | ~ | : | ; | © | ↵ |
| ® | ™ | “ | ” | ” | ’ | ’ | ’ | |
| | | | | | | | | ↵ |

| | | | | | | | | |
|-----|-----|-------|-----|-----|-----|---|---|--------|
| ABC | abc | 0-9.. | &?! | ÁÁá | ÑÑñ | | | Delete |
| À | Ã | Ä | Æ | à | á | â | ã | |
| ä | å | æ | ç | ç | ç | ç | ç | ↵ |
| È | È | è | é | é | ë | ï | ï | |
| ï | ï | ï | | | | | | ↵ |

| | | | | | | | | |
|-----|-----|-------|-----|-----|-----|---|---|--------|
| ABC | abc | 0-9.. | &?! | ÁÁá | ÑÑñ | | | Delete |
| Ñ | Ñ | ñ | Ò | Ó | Ô | Õ | œ | |
| ò | ó | ô | õ | ø | ø | ø | í | ↵ |
| ť | Ů | Ů | ů | ů | ů | ů | ž | |
| Ɔ | Ɔ | Ɔ | | | | | | ↵ |

51
ABCDE

ABC abc 0-9.. &?! ÁÀá ÑÑñ

| | | | | | | | | | |
|---|---|---|---|---|---|---|---|--------|---|
| A | B | C | D | E | F | G | H | Delete | |
| I | J | K | L | M | N | O | P | ↵ | |
| Q | R | S | T | U | V | W | X | ↵ | |
| Y | Z | | | | | | | | ↵ |

ABC abc 0-9.. &?! ÁÀá ÑÑñ

| | | | | | | | | | |
|---|---|---|---|---|---|---|---|--------|---|
| a | b | c | d | e | f | g | h | Delete | |
| i | j | k | l | m | n | o | p | ↵ | |
| q | r | s | t | u | v | w | x | ↵ | |
| y | z | | | | | | | | ↵ |

ABC abc 0-9.. &?! ÁÀá ÑÑñ

| | | | | | | | | |
|---|---|---|---|----|---|---|---|--------|
| 0 | 1 | 2 | 3 | 4 | 5 | 6 | 7 | Delete |
| 8 | 9 | # | % | \$ | € | ¥ | ↵ | ↵ |
| - | + | x | ÷ | = | * | . | , | ↵ |

ABC abc 0-9.. &?! ÁÀá ÑÑñ

| | | | | | | | | |
|---|---|---|---|---|---|---|---|--------|
| & | ? | ! | @ | < | > | (|) | Delete |
| [|] | / | \ | ~ | : | ; | © | ↵ |
| ® | ™ | " | " | " | ' | ' | ' | ↵ |

ABC abc 0-9.. &?! ÁÀá ÑÑñ

| | | | | | | | | | |
|---|---|---|---|---|---|---|---|--------|---|
| À | Á | Â | Æ | à | á | â | ã | Delete | |
| ä | å | æ | ç | ç | ð | è | é | ↵ | |
| ê | ë | è | é | ë | ï | í | ↵ | ↵ | |
| ì | ï | ì | | | | | | | ↵ |

ABC abc 0-9.. &?! ÁÀá ÑÑñ

| | | | | | | | | | |
|---|---|---|---|---|---|---|---|--------|---|
| Ñ | Ñ | ñ | Ó | Ö | Ø | Ó | œ | Delete | |
| ò | ó | ô | ö | ø | ó | œ | í | ↵ | |
| ı | Ů | Ů | ù | ú | û | ü | ž | ↵ | |
| ƀ | ƀ | ƀ | | | | | | | ↵ |

70
АБВ

АБВ ЧШЩ аБв чшщ 0-9..

| | | | | | | | | |
|---|---|---|---|---|---|---|---|--------|
| А | Б | В | Г | Д | Е | Ё | Ж | Delete |
| З | И | Й | К | Л | М | Н | О | ↵ |
| П | Р | С | Т | У | Ф | Х | Ц | ↵ |

АБВ ЧШЩ аБв чшщ 0-9..

| | | | | | | | | |
|---|---|---|---|---|---|---|---|--------|
| Ч | Ш | Щ | Ъ | Ы | Ь | Э | Ю | Delete |
| Я | Ґ | Є | І | Ї | Ў | ґ | ґ | ↵ |
| Ј | Љ | Њ | Џ | Ѓ | Ѕ | Ї | ↵ | ↵ |

АБВ ЧШЩ аБв чшщ 0-9..

| | | | | | | | | |
|---|---|---|---|---|---|---|---|--------|
| а | б | в | г | д | е | ё | ж | Delete |
| з | и | й | к | л | м | н | о | ↵ |
| п | р | с | т | у | ф | х | ц | ↵ |

АБВ ЧШЩ аБв чшщ 0-9..

| | | | | | | | | |
|---|---|---|---|---|---|---|---|--------|
| ч | ш | щ | ъ | ы | ь | э | ю | Delete |
| я | ґ | є | і | ї | ў | ґ | ґ | ↵ |
| ј | љ | њ | џ | ѓ | ѕ | ѝ | ↵ | ↵ |

АБВ ЧШЩ аБв чшщ 0-9..

| | | | | | | | | | |
|---|---|---|---|---|---|---|---|--------|---|
| 0 | 1 | 2 | 3 | 4 | 5 | 6 | 7 | Delete | |
| 8 | 9 | , | . | - | & | ? | ! | ↵ | |
| (|) | / | ' | | | | | | ↵ |

71
АБВ

АБВ ЧШЩ аБв чшщ 0-9..

| | | | | | | | | |
|---|---|---|---|---|---|---|---|--------|
| А | Б | В | Г | Д | Е | Ё | Ж | Delete |
| З | И | Й | К | Л | М | Н | О | ↵ |
| П | Р | С | Т | У | Ф | Х | Ц | ↵ |

АБВ ЧШЩ аБв чшщ 0-9..

| | | | | | | | | |
|---|---|---|---|---|---|---|---|--------|
| Ч | Ш | Щ | Ъ | Ы | Ь | Э | Ю | Delete |
| Я | Ґ | Є | І | Ї | Ў | ґ | ґ | ↵ |
| Ј | Љ | Њ | Џ | Ѓ | Ѕ | Ї | ↵ | ↵ |

АБВ ЧШЩ аБв чшщ 0-9..



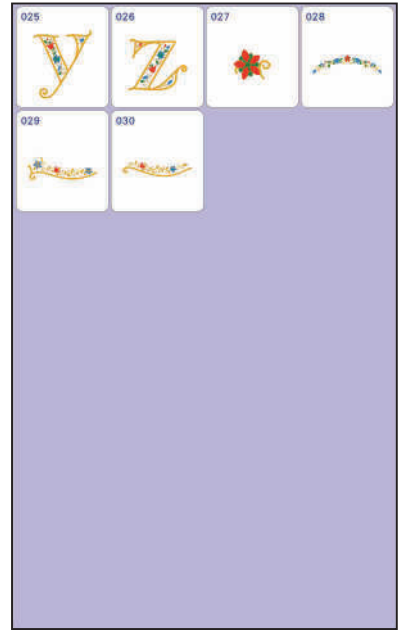
| | | | | | | | | |
|---|---|---|---|---|---|---|---|--------|
| а | б | в | г | д | е | ё | ж | Delete |
| з | и | й | к | л | м | н | о | ↵ |
| п | р | с | т | у | ф | х | ц | ↵ |

АБВ ЧШЩ аБв чшщ 0-9..

| | | | | | | | | |
|---|---|---|---|---|---|---|---|--------|
| ч | ш | щ | ъ | ы | ь | э | ю | Delete |
| я | ґ | є | і | ї | ў | ґ | ґ | ↵ |
| ј | љ | њ | џ | ѓ | ѕ | ѝ | ↵ | ↵ |

АБВ ЧШЩ аБв чшщ 0-9..

| | | | | | | | | | |
|---|---|---|---|---|---|---|---|--------|---|
| 0 | 1 | 2 | 3 | 4 | 5 | 6 | 7 | Delete | |
| 8 | 9 | , | . | - | & | ? | ! | ↵ | |
| (|) | / | ' | | | | | | ↵ |



Summary of Embroidery Patterns
 Résumé des motifs de broderie
 Indice dei ricami
 Resumo dos padrões de bordado

Übersicht der Stickmuster
 Overzicht van borduurpatronen
 Resumen de diseños de bordado
 Обзор рисунков для вышивания

| | | | |
|---------|---------|---------|---------|
| 073 | 074 | 075 | 076 |
| 077 | 078 | 079 | 080 |
| 081 | | | |

03

| | | | |
|---------|---------|---------|---------|
| 001 | 002 | 003 | 004 |
| 005 | 006 | 007 | 008 |
| 009 | 010 | 011 | 012 |
| 013 | 014 | 015 | 016 |
| 017 | 018 | 019 | 020 |
| 021 | 022 | 023 | 024 |

| | | | |
|---------|---------|---------|---------|
| 025 | 026 | 027 | 028 |
| 029 | 030 | 031 | 032 |
| 033 | 034 | 035 | 036 |
| 037 | 038 | 039 | 040 |
| 041 | 042 | 043 | 044 |
| 045 | 046 | 047 | 048 |

| | | | |
|---------|---------|---------|---------|
| 049 | 050 | 051 | 052 |
| 053 | 054 | 055 | 056 |
| 057 | 058 | 059 | 060 |
| | | | |



04 AB

| | | | |
|-----|-----|-----|-----|
| 001 | 002 | 003 | 004 |
| 005 | 006 | 007 | 008 |
| 009 | 010 | 011 | 012 |
| 013 | 014 | 015 | 016 |
| 017 | 018 | 019 | 020 |
| 021 | 022 | 023 | 024 |

| | | | |
|-----|-----|-----|-----|
| 025 | 026 | 027 | 028 |
| 029 | 030 | 031 | 032 |
| 033 | 034 | 035 | 036 |
| 037 | 038 | 039 | 040 |
| 041 | 042 | 043 | 044 |
| 045 | 046 | 047 | 048 |

| | | | |
|-----|-----|-----|-----|
| 049 | 050 | 051 | 052 |
| 053 | 054 | 055 | 056 |
| 057 | 058 | 059 | 060 |
| 061 | 062 | 063 | 064 |

05 AB

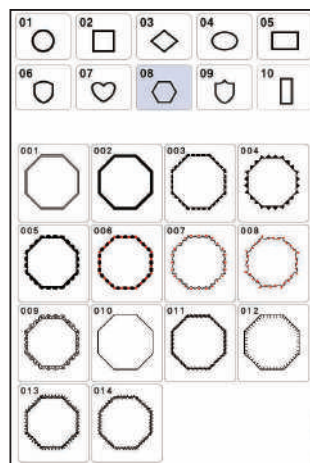
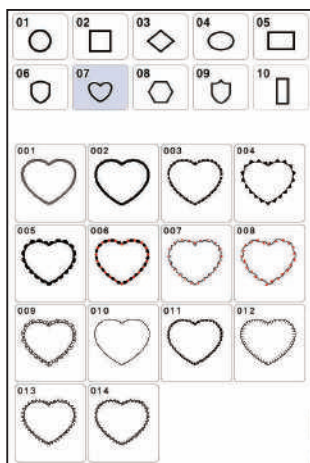
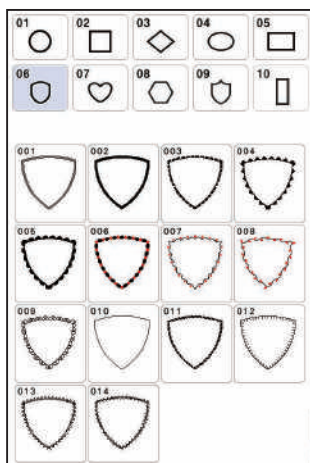
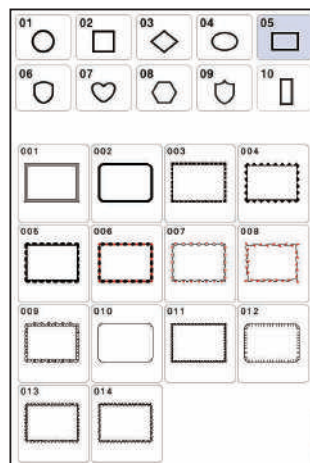
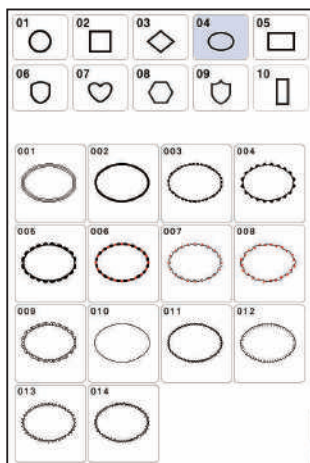
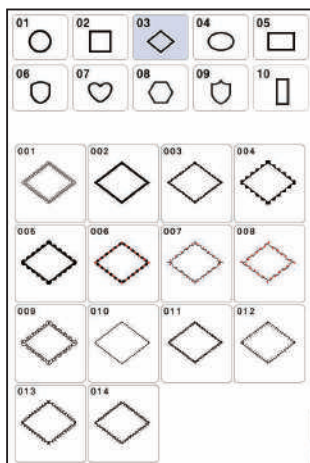

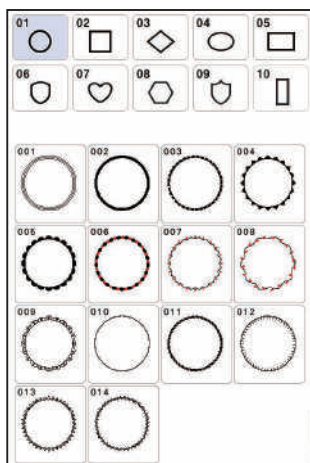
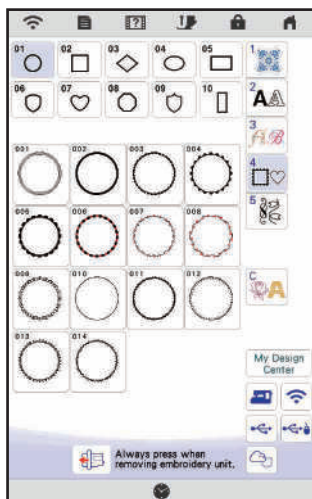
| | | | |
|-----|-----|-----|-----|
| 001 | 002 | 003 | 004 |
| 005 | 006 | 007 | 008 |
| 009 | 010 | 011 | 012 |
| 013 | 014 | 015 | 016 |
| 017 | 018 | 019 | 020 |
| 021 | 022 | 023 | 024 |

| | | | |
|-----|-----|-----|-----|
| 025 | 026 | 027 | 028 |
| 029 | 030 | | |



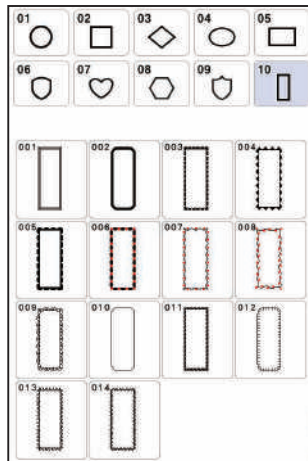
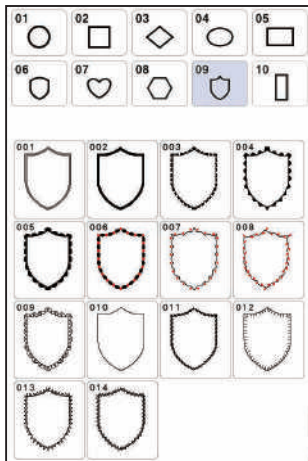
| | | | |
|----------|----------|----------|----------|
| 001 A | 002 B | 003 C | 004 D |
| 005 E | 006 F | 007 G | 008 H |
| 009 I | 010 J | 011 K | 012 L |
| 013 M | 014 N | 015 O | 016 P |
| 017 Q | 018 R | 019 S | 020 T |
| 021 U | 022 V | 023 W | 024 X |

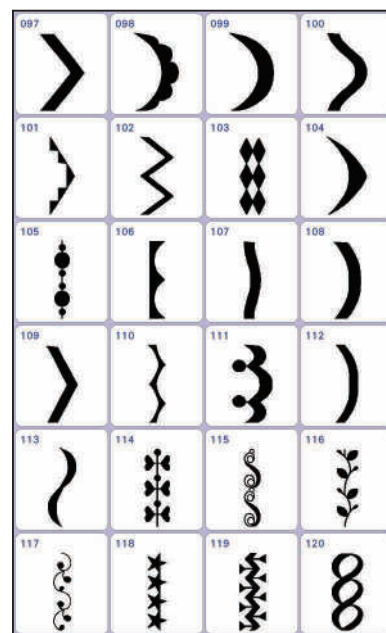
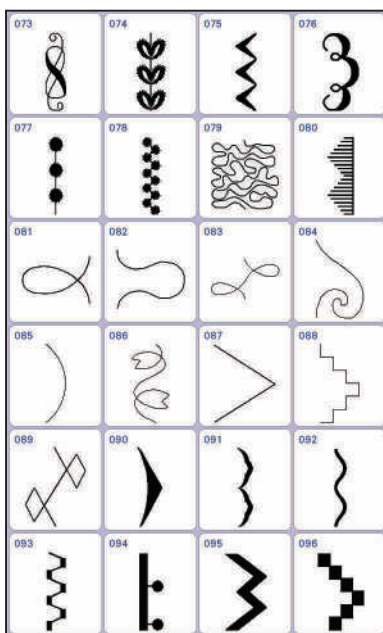


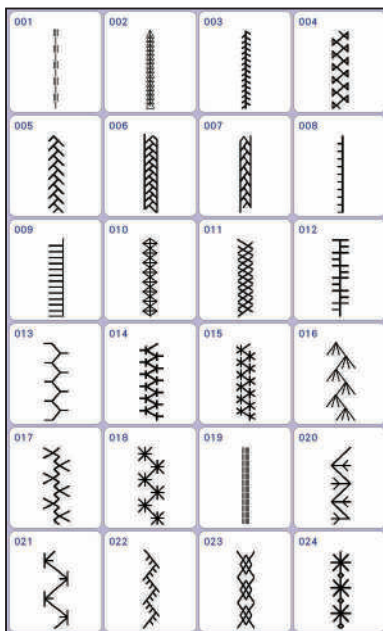
| | | | |
|----------|----------|----------|----------|
| 025 Y | 026 Z | 027 • | 028 ✿ |
| 029 ○ | 030 ⬡ | | |
| | | | |
| | | | |
| | | | |



Summary of Embroidery Patterns
Résumé des motifs de broderie
Indice dei ricami
Resumo dos padrões de bordado


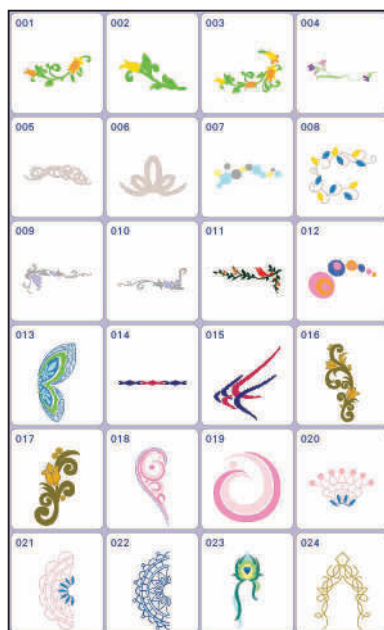
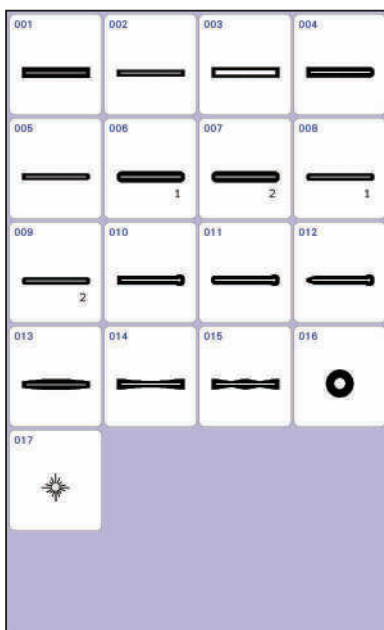
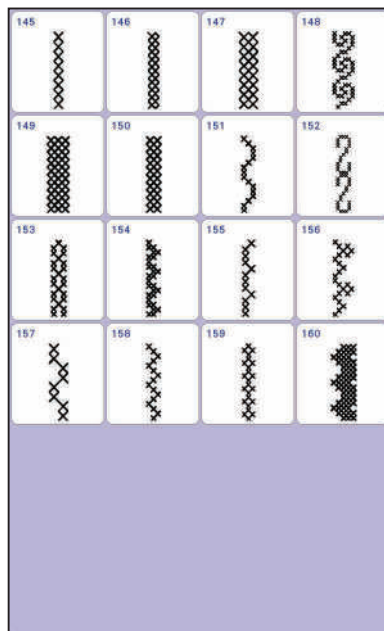

Übersicht der Stickmuster
Overzicht van borduurpatronen
Resumen de diseños de bordado
Обзор рисунков для вышивания





Summary of Embroidery Patterns
 Résumé des motifs de broderie
 Indice dei ricami
 Resumo dos padrões de bordado






Übersicht der Stickmuster
 Overzicht van borduurpatronen
 Resumen de diseños de bordado
 Обзор рисунков для вышивания





Summary of Embroidery Patterns
Résumé des motifs de broderie
Indice dei ricami
Resumo dos padrões de bordado

Übersicht der Stickmuster
Overzicht van borduurpatronen
Resumen de diseños de bordado
Обзор рисунков для вышивания



Embroidery Pattern Color Change Table

Tableau de changement de couleur des motifs de broderie

Tabella dei cambi colore dei ricami

Tabela de alteração de cor do padrão de bordado

Stickmuster-Farbtabelle

Kleurwijzigingstabel voor de borduurpatronen

Tabla de cambio de color para patrones de bordado

Таблицы цветов нитей для вышивания

Embroidery time and size of each design in this guide may differ from the information on the machine display. Please use as a reference purpose only. The color numbers in this guide are for the Embroidery thread brand unless otherwise noted.

- Patterns marked with ● have been rotated. Check your design placement prior to embroidering.
- ♥ Refer to the operation manual for the embroidery machine for details on how to embroider appliques.
- 2 Refer to this guide page 54.
- 1 Due to the complexity of this pattern, we recommend embroidering it at its default size.

La durée de broderie et la taille de chaque motif présenté dans ce guide peuvent différer des informations affichées à l'écran de la machine. Merci de les utiliser à titre de référence uniquement. Les numéros des couleurs dans ce guide correspondent à la marque de fils de broderie Embroidery, sauf indication contraire.

- Les motifs signalés par ● ont été pivotés. Vérifiez l'emplacement de votre motif avant de commencer à broder.
- ♥ Reportez-vous au manuel d'instructions de la machine à broder pour plus d'informations sur la broderie des appliques.
- 2 Référez-vous à la page 54 de ce guide.
- 1 En raison de la complexité de ce motif de broderie, nous vous conseillons de le broder sans modifier sa taille définie par défaut.

Il tempo di ricamo e le dimensioni di ciascun ricamo in questa guida possono differire dalle informazioni sul display della macchina. Si prega di utilizzare solo come riferimento. Salvo diversa indicazione, i numeri dei colori riportati in questa guida corrispondono alla marca del filo per ricamo.

- I ricami contrassegnati dal simbolo ● appaiono ruotati. Prima di procedere a ricamare, verificare la posizione del ricamo.
- ♥ Consultare il manuale di istruzioni della macchina per ricamare per i dettagli relativi al ricamo in appliqué.
- 2 Fare riferimento a pagina 54 di questa guida.
- 1 Vista la complessità di questo ricamo, si consiglia di ricamarlo con le dimensioni predefinite.

O tempo de bordado e o tamanho de cada desenho apresentados neste guia podem diferir das informações mostradas na tela da máquina. Por favor, use-os apenas para o propósito de referência. Os números de cores neste guia são para marcas de linha de bordar, a menos que indicados de outra forma.

- Os padrões marcados com ● foram invertidos. Verifique o posicionamento do seu desenho antes de bordar.
- ♥ Consulte o manual de operações da máquina de bordar para obter detalhes sobre como bordar apliques.
- 2 Consulte a página 54 deste manual.
- 1 Devido à complexidade deste padrão, recomendamos bordá-lo em seu tamanho padrão.

Die Stickzeit und die Größe jedes Designs in dieser Anleitung können von den Informationen im Display abweichen. Bitte verwenden Sie die Angaben nur als Referenz. Die Farbnummern in dieser Anleitung beziehen sich auf die Stickgammarke, sofern nicht anders angegeben.

- Muster, die mit ● gekennzeichnet sind, wurden gedreht. Überprüfen Sie die Platzierung Ihres Designs, bevor Sie mit Sticken beginnen.
- ♥ Weitere Hinweise zum Sticken von Applikationen finden Sie in der Bedienungsanleitung der Stickmaschine.
- 2 Weitere Informationen finden Sie in dieser Anleitung auf Seite 54.
- 1 Da dieses Stickmuster recht komplex ist, empfehlen wir, es in der Standardgröße zu sticken

De informatie in deze handleiding over de borduurtijd en de afmeting van het borduurpatroon kan afwijken van de weergave op het beeldscherm van de machine. Gelieve de informatie alleen te gebruiken als richtlijn. De kleurnummers in deze handleiding verwijzen naar Brother Embroidery borduurgaren, tenzij anders vermeld.

- Patronen die zijn gemarkeerd met ● zijn geroteerd. Controleer de plaats van uw ontwerp voordat u gaat borduren.
- ♥ Raadpleeg de bedieningshandleiding bij de borduurmachine voor gedetailleerde uitleg over het borduren van applicaties.
- 2 Raadpleeg hiervoor pagina 54 in de handleiding.
- 1 Als gevolg van de complexiteit van dit borduurpatroon adviseren we het patroon in het standaardformaat te borduren.

El tiempo de bordado y el tamaño de cada diseño en esta guía pueden diferir de la información en la pantalla de la máquina. Por favor, use solo como referencia. Los números de colores en esta guía se refieren a la marca de hilos de Bordado, a menos que se indique lo contrario.

- Los patrones marcados con ● se han girado. Compruebe la colocación del diseño antes de bordar.
- ♥ Consulte el manual de instrucciones de la máquina de bordar si desea más información sobre cómo bordar apliques.
- 2 Consulte la página 54 de esta guía.
- 1 Debido a la complejidad de este patrón de bordado, recomendamos bordarlo a su tamaño predeterminado.

Время вышивания и размер каждого дизайна в этом руководстве может отличаться от информации на дисплее машины. Используйте эти данные только для справки. Номера цветов, указанные в данном руководстве, относятся к маркам нитей для вышивания, если не указано иное.

- Дизайны, отмеченные знаком ●, повернуты. Проверьте расположение дизайна перед началом вышивания.
- ♥ Инструкции по вышиванию аппликаций приведены в "Руководстве пользователя". машины.
- 2 См. стр. 54 в этом руководстве.
- 1 Рекомендуется вышивать этот дизайн в первоначальном размере из-за его сложности.

Order to embroider
Stickreihenfolge
Séquence pour broder
Borduurvolgorde
Sequenza operazioni di ricamo
Orden para el bordador
Ordem para bordar
Порядок вышивания

Embroidery thread color
Stickgarnfarbe
Couleur du fil de broderie
Kleur borduurgaren
Colore filo ricamo
Color del hilo de bordado
Cor da linha de bordar
Цвет нити для вышивания



| 47 min | |
|--------|----------|
| 1 | (001) |
| 2 | (542) |
| 3 | (534) |
| 4 | (124) |
| 5 | (085) |
| 6 | (086) |
| 7 | (333) |
| 8 | (124) |
| 9 | (085) |
| 10 | (086) |
| 11 | (333) |
| 12 | (513) |
| 13 | (542) |
| 14 | (534) |
| ↕ | 190.9 mm |
| ↔ | 166.6 mm |

Time required for embroidering
Stickdauer
Durée requise pour broder
Tijd benodigd voor het borduren
Tempo di ricamo necessario
Tiempo requerido para el bordado
Tempo necessário para bordar
Время, необходимое для вышивания

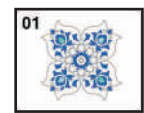
Embroidery thread color number
Stickgarn-Farbnummer
Numéro de couleur du fil de broderie
Kleurnummer borduurgaren
Numero colori filo per ricamo
Número de color del hilo de bordado
Número da cor da linha de bordar
Номер цвета нити для вышивания

Embroidery size
Größe der Stickerei
Taille de la broderie
Afmeting borduurnotief
Dimensioni del ricamo
Tecla de tamaño
Tamanho do bordado
Размер вышивки



- ✂ Modern Artworks
- ✂ Œuvres modernes
- ✂ Ricami moderni
- ✂ Trabalhos artísticos modernos

- ✂ Moderne Muster
- ✂ Moderne ontwerpen
- ✂ Diseño modernos
- ✂ Современные дизайны



● No.1



| 124 min | | |
|-----------------------|----------|----------|
| 1 (085) | 19 (124) | 37 (513) |
| 2 (513) | 20 (085) | 38 (542) |
| 3 (534) | 21 (086) | 39 (079) |
| 4 (124) | 22 (333) | 40 (534) |
| 5 (085) | 23 (542) | 41 (542) |
| 6 (086) | 24 (513) | 42 (399) |
| 7 (333) | 25 (534) | 43 (843) |
| 8 (502) | 26 (001) | 44 (079) |
| 9 (534) | 27 (542) | 45 (333) |
| 10 (542) | 28 (534) | 46 (534) |
| 11 (124) | 29 (124) | 47 (502) |
| 12 (079) | 30 (085) | 48 (027) |
| 13 (333) | 31 (086) | 49 (348) |
| 14 (534) | 32 (333) | 50 (079) |
| 15 (001) | 33 (124) | 51 (333) |
| 16 (086) | 34 (085) | 52 (534) |
| 17 (513) | 35 (086) | |
| 18 (534) | 36 (333) | |
| ↓ 327.6 mm ↔ 235.4 mm | | |

No.2



| 47 min | |
|--------------------------|--|
| 1 (001) | |
| 2 (542) | |
| 3 (534) | |
| 4 (124) | |
| 5 (085) | |
| 6 (086) | |
| 7 (333) | |
| 8 (124) | |
| 9 (085) | |
| 10 (086) | |
| 11 (333) | |
| 12 (513) | |
| 13 (542) | |
| 14 (534) | |
| ↓ 190.9 mm ↔ 166.6 mm | |

No.3



| 16 min | |
|--------------------------|--|
| 1 (339) | |
| 2 (085) | |
| 3 (086) | |
| 4 (807) | |
| 5 (124) | |
| 6 (001) | |
| 7 (058) | |
| 8 (337) | |
| 9 (085) | |
| 10 (086) | |
| 11 (807) | |
| 12 (124) | |
| 13 (001) | |
| 14 (058) | |
| ↓ 115.7 mm ↔ 105.6 mm | |


No.4



| 18 min | |
|-------------------------|--|
| 1 (337) | |
| 2 (214) | |
| 3 (515) | |
| 4 (214) | |
| ↓ 118.9 mm ↔ 71.1 mm | |

Embroidery Pattern Color Change Table
Tableau de changement de couleur des motifs de broderie
Tabella dei cambi colore dei ricami
Tabela de alteração de cor do padrão de bordado

Stickmuster-Farbtabelle
Kleurwijzigingstabel voor de borduurpatronen
Tabla de cambio de color para patrones de bordado
Таблицы цветов нитей для вышивания



| No.5 | | 15 min |
|------------|-------|--------|
| 1 | (614) | |
| ↓ 353.0 mm | | |
| ↔ 182.1 mm | | |



| *1 No.8 | | 24 min |
|------------|-------|--------|
| 1 | (399) | |
| 2 | (328) | |
| 3 | (001) | |
| 4 | (399) | |
| 5 | (328) | |
| 6 | (001) | |
| 7 | (399) | |
| 8 | (328) | |
| ↓ 121.8 mm | | |
| ↔ 173.8 mm | | |



| *1 No.9 | | 13 min |
|------------|-------|--------|
| 1 | (019) | |
| 2 | (406) | |
| 3 | (328) | |
| 4 | (086) | |
| 5 | (085) | |
| 6 | (328) | |
| ↓ 50.1 mm | | |
| ↔ 130.4 mm | | |



| No.6 | | 84 min |
|-----------------------|-------|----------|
| 1 | (001) | 15 (330) |
| 2 | (330) | 16 (079) |
| 3 | (513) | 17 (086) |
| 4 | (079) | 18 (807) |
| 5 | (086) | 19 (513) |
| 6 | (807) | 20 (001) |
| 7 | (513) | 21 (330) |
| 8 | (001) | 22 (079) |
| 9 | (330) | 23 (086) |
| 10 | (079) | 24 (807) |
| 11 | (086) | 25 (513) |
| 12 | (807) | 26 (001) |
| 13 | (513) | 27 (330) |
| 14 | (001) | |
| ↓ 184.9 mm ↔ 184.9 mm | | |




| *1 No.10 | | 6 min |
|-----------|-------|-------|
| 1 | (405) | |
| 2 | (534) | |
| 3 | (399) | |
| ↓ 59.6 mm | | |
| ↔ 71.6 mm | | |



| *1 No.11 | | 15 min |
|-----------|-------|--------|
| 1 | (607) | |
| 2 | (507) | |
| 3 | (005) | |
| 4 | (607) | |
| 5 | (405) | |
| 6 | (005) | |
| ↓ 98.6 mm | | |
| ↔ 66.8 mm | | |




| No.7 | | 15 min |
|----------------------|-------|---------|
| 1 | (001) | 6 (807) |
| 2 | (513) | 7 (513) |
| 3 | (330) | 8 (001) |
| 4 | (079) | 9 (330) |
| 5 | (086) | |
| ↓ 98.9 mm ↔ 196.9 mm | | |



| No.12 | | 51 min |
|------------|-------|--------|
| 1 | (017) | |
| 2 | (001) | |
| 3 | (405) | |
| 4 | (005) | |
| 5 | (405) | |
| 6 | (542) | |
| 7 | (017) | |
| 8 | (534) | |
| ↓ 194.1 mm | | |
| ↔ 194.1 mm | | |

- *1 Use Brother metallic thread in place of embroidery thread to highlight certain embroidery segments.
- *1 Verwenden Sie zur Hervorhebung bestimmter Stickereisegmente Brother-Metallic-Faden anstelle von normalem Stickgarn.
- *1 Plutôt que le fil de broderie, utilisez un fil métallique Brother pour mettre en évidence certaines parties de la broderie.
- *1 Vervang het normale borduurgaren voor metallic borduurgaren van Brother, voor opvallende effecten in delen van het borduurpatroon.
- *1 Utilizzare filo metallico Brother anziché normale filo per ricamare per evidenziare determinati segmenti del ricamo.
- *1 Utilice hilo metálico Brother en vez de hilo de bordar para resaltar ciertos segmentos del bordado.
- *1 Use a linha metálica da Brother em vez da linha de bordado para destacar certos segmentos do bordado.
- *1 Чтобы выделить определенные фрагменты вышивки, используйте металлическую нить Brother вместо нити для вышивания.




| No.13 | |
|--------|----------|
| 24 min | |
| 1 | ■ (405) |
| ↓ | 188.9 mm |
| ↔ | 189.0 mm |



| No.14 | |
|--------|---------|
| 15 min | |
| 1 | ■ (542) |
| 2 | ■ (017) |
| 3 | ■ (005) |
| 4 | ■ (405) |
| ↓ | 90.3 mm |
| ↔ | 90.4 mm |

- ✂ Frames for split designs
- ✂ Motifs d'encadrement
- ✂ Cornici
- ✂ Molduras

- ✂ Rahmen Designs
- ✂ Decoratieve omrandingen&kaders
- ✂ Marcos de diseño
- ✂ Дизайны для обрамлений



● No.1

| 51 min | | | |
|--------|------------|---|----------|
| 1 | ■ (707) | 5 | ■ (707) |
| 2 | ■ (079) | 6 | ■ (079) |
| 3 | ■ (707) | 7 | ■ (707) |
| 4 | ■ (804) | 8 | ■ (804) |
| ↓ | 354.0 mm ↔ | | 234.3 mm |



| No.3 | |
|--------|----------|
| 35 min | |
| 1 | ■ (017) |
| 2 | ■ (515) |
| 3 | ■ (206) |
| 4 | ■ (517) |
| 5 | ■ (079) |
| 6 | ■ (124) |
| 7 | ■ (086) |
| 8 | ■ (017) |
| 9 | ■ (515) |
| 10 | ■ (206) |
| 11 | ■ (517) |
| 12 | ■ (079) |
| 13 | ■ (124) |
| 14 | ■ (086) |
| ↓ | 135.5 mm |
| ↔ | 158.2 mm |



| No.4 | |
|--------|----------|
| 14 min | |
| 1 | ■ (107) |
| 2 | ■ (900) |
| 3 | ■ (107) |
| 4 | ■ (900) |
| ↓ | 104.3 mm |
| ↔ | 185.5 mm |



| No.2 | |
|--------|----------|
| 10 min | |
| 1 | ■ (058) |
| 2 | ■ (502) |
| 3 | ■ (019) |
| 4 | ■ (058) |
| ↓ | 63.1 mm |
| ↔ | 162.8 mm |




| No.5 | |
|-------|---------|
| 3 min | |
| 1 | ■ (107) |
| 2 | ■ (900) |
| ↓ | 67.5 mm |
| ↔ | 36.3 mm |

Embroidery Pattern Color Change Table
 Tableau de changement de couleur des motifs de broderie
 Tabella dei cambi colore dei ricami
 Tabela de alteração de cor do padrão de bordado

Stickmuster-Farbtabelle
 Kleurwijzigingstabel voor de borduurpatronen
 Tabla de cambio de color para patrones de bordado
 Таблицы цветов нитей для вышивания

- ✦ Zentangle
- ✦ Zentangle
- ✦ Zentangle
- ✦ Zentangle

- ✦ Zentangle
- ✦ Zentangle
- ✦ Zen
- ✦ Zentangle



| No.1 | 8 min |
|------|---------|
| 1 | ■ (900) |
| ↓ | 95.9 mm |
| ↔ | 96.6 mm |



| No.2 | 12 min |
|------|---------|
| 1 | ■ (900) |
| ↓ | 96.8 mm |
| ↔ | 96.2 mm |



| ● No.4 | 99 min |
|--------|----------|
| 1 | ■ (613) |
| 2 | ■ (406) |
| 3 | ■ (900) |
| ↓ | 351.1 mm |
| ↔ | 235.8 mm |



| No.3 | 65 min |
|------|----------|
| 1 | ■ (704) |
| 2 | ■ (900) |
| 3 | ■ (612) |
| 4 | ■ (019) |
| 5 | ■ (800) |
| 6 | ■ (900) |
| 7 | ■ (612) |
| 8 | ■ (900) |
| 9 | ■ (019) |
| 10 | ■ (900) |
| ↓ | 353.4 mm |
| ↔ | 170.6 mm |




| No.5 | 47 min |
|------|----------|
| 1 | ■ (612) |
| 2 | ■ (607) |
| 3 | ■ (900) |
| 4 | ■ (612) |
| 5 | ■ (607) |
| 6 | ■ (900) |
| 7 | ■ (542) |
| 8 | ■ (900) |
| ↓ | 345.8 mm |
| ↔ | 235.6 mm |



| | |
|-------------|---------------|
| No.6 | 32 min |
| 1 | (612) |
| 2 | (607) |
| 3 | (900) |
| 4 | (542) |
| 5 | (607) |
| 6 | (900) |
| ↓ | 296.0 mm |
| ↔ | 155.3 mm |

- ✦ Black Line
- ✦ Motifs en lignes noires
- ✦ Ricami ad un colore
- ✦ Linhas pretas

- ✦ Einfarbige Designs schwarz
- ✦ Black Line
- ✦ Linha preta
- ✦ Линейные



| | |
|-------------|---------------|
| No.1 | 26 min |
| 1 | (900) |
| ↓ | 310.4 mm |
| ↔ | 235.2 mm |



| | |
|-------------|---------------|
| No.3 | 15 min |
| 1 | (900) |
| ↓ | 195.9 mm |
| ↔ | 195.9 mm |




| | |
|-------------|--------------|
| No.2 | 2 min |
| 1 | (900) |
| ↓ | 81.0 mm |
| ↔ | 85.0 mm |



| | |
|-------------|---------------|
| No.4 | 16 min |
| 1 | (328) |
| ↓ | 195.9 mm |
| ↔ | 195.9 mm |

Embroidery Pattern Color Change Table
Tableau de changement de couleur des motifs de broderie
Tabella dei cambi colore dei ricami
Tabela de alteração de cor do padrão de bordado

Stickmuster-Farbtabelle
Kleurwijzigingstabel voor de borduurpatronen
Tabla de cambio de color para patrones de bordado
Таблицы цветов нитей для вышивания



No.5

| | |
|---------------|----------|
| 16 min | |
| 1 | (328) |
| ↓ | 195.9 mm |
| ↔ | 195.9 mm |




No.6

| | |
|---------------|----------|
| 17 min | |
| 1 | (900) |
| ↓ | 195.9 mm |
| ↔ | 195.9 mm |

- ✦ Marine life
- ✦ Vie marine
- ✦ Ricami marini
- ✦ Vida marinha

- ✦ Maritime Designs
- ✦ Nautisch
- ✦ Vida marina
- ✦ Морская жизнь



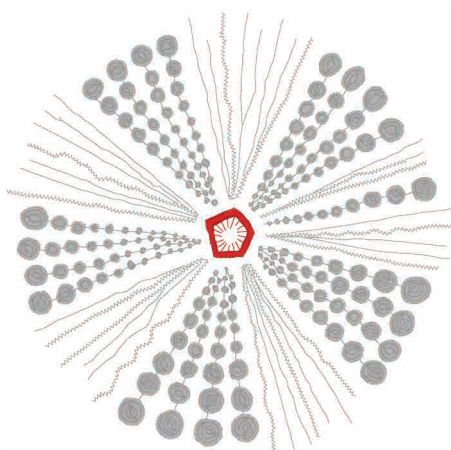
No.1

| | |
|---------------|----------|
| 30 min | |
| 1 | (019) |
| 2 | (017) |
| ↓ | 152.5 mm |
| ↔ | 117.9 mm |



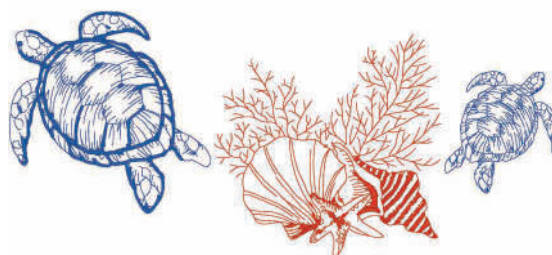
No.3

| | |
|---------------|----------|
| 21 min | |
| 1 | (005) |
| ↓ | 132.3 mm |
| ↔ | 113.4 mm |



No.2


| | |
|---------------|----------|
| 40 min | |
| 1 | (800) |
| 2 | (005) |
| ↓ | 231.9 mm |
| ↔ | 234.4 mm |




● No.4

| | |
|---------------|----------|
| 18 min | |
| 1 | (030) |
| 2 | (420) |
| ↓ | 289.9 mm |
| ↔ | 129.3 mm |



| | |
|-------------|-----------------------------------------------------------------------------------------|
| No.5 | 8 min |
| 1 |  (328) |
| ↓ | 83.1 mm |
| ↔ | 68.0 mm |




| | |
|-------------|-------------------------------------------------------------------------------------------|
| No.6 | 11 min |
| 1 |  (019) |
| ↓ | 276.2 mm |
| ↔ | 72.7 mm |

- ❖ Redwork
- ❖ Redwork (broderie lignes rouges)
- ❖ Ricami ad un colore
- ❖ Redwork


- ❖ Einfarbige Designs rot
- ❖ Redwork figuren
- ❖ Bordado en rojo
- ❖ Редворк



| | |
|-------------|-------------------------------------------------------------------------------------------|
| No.1 | 8 min |
| 1 |  (158) |
| ↓ | 164.9 mm |
| ↔ | 137.3 mm |


Country 



| | |
|-------------|---------------------------------------------------------------------------------------------|
| No.4 | 4 min |
| 1 |  (158) |
| ↓ | 96.8 mm |
| ↔ | 130.0 mm |


Country 



| | |
|-------------|-------------------------------------------------------------------------------------------|
| No.2 | 10 min |
| 1 |  (158) |
| ↓ | 141.6 mm |
| ↔ | 118.2 mm |


Country 



| | |
|-------------|---------------------------------------------------------------------------------------------|
| No.5 | 6 min |
| 1 |  (158) |
| ↓ | 109.2 mm |
| ↔ | 111.4 mm |


Country 



| | |
|-------------|-------------------------------------------------------------------------------------------|
| No.3 | 6 min |
| 1 |  (158) |
| ↓ | 116.5 mm |
| ↔ | 116.5 mm |

Country 



| | |
|-------------|---------------------------------------------------------------------------------------------|
| No.6 | 7 min |
| 1 |  (158) |
| ↓ | 119.6 mm |
| ↔ | 98.7 mm |

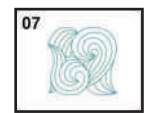
Country 

Embroidery Pattern Color Change Table
 Tableau de changement de couleur des motifs de broderie
 Tabella dei cambi colore dei ricami
 Tabela de alteração de cor do padrão de bordado

Stickmuster-Farbtabelle
 Kleurwijzigingstabel voor de borduurpatronen
 Tabla de cambio de color para patrones de bordado
 Таблицы цветов нитей для вышивания


- ✦ Quilt
- ✦ Quilt
- ✦ Quilt
- ✦ Quilting

- ✦ Quilt
- ✦ Quilt
- ✦ Quilt
- ✦ КВИЛТИНГ




No.1 **24 min**

| | |
|---|--------------|
| 1 | Orange (339) |
| 2 | Purple (613) |
| 3 | Green (517) |
| 4 | Orange (339) |
| 5 | Purple (613) |
| 6 | Green (517) |
| ↓ | 234.7 mm |
| ↔ | 235.0 mm |



No.4 **4 min**

| | |
|---|--------------|
| 1 | Green (517) |
| 2 | Purple (613) |
| 3 | Orange (339) |
| ↓ | 87.0 mm |
| ↔ | 88.1 mm |



No.5 **13 min**

| | |
|---|-------------------|
| 1 | Light Green (509) |
| 2 | Blue (420) |
| ↓ | 195.0 mm |
| ↔ | 195.1 mm |



No.2 **12 min**

| | |
|---|--------------|
| 1 | Purple (613) |
| 2 | Orange (339) |
| 3 | Green (517) |
| 4 | Purple (613) |
| ↓ | 146.7 mm |
| ↔ | 147.1 mm |




No.6 **3 min**

| | |
|---|-------------|
| 1 | Green (534) |
| ↓ | 64.4 mm |
| ↔ | 64.5 mm |



No.3 **7 min**

| | |
|---|--------------|
| 1 | Green (517) |
| 2 | Purple (613) |
| 3 | Orange (339) |
| ↓ | 87.4 mm |
| ↔ | 148.0 mm |



No.7 **26 min**

| | |
|---|--------------|
| 1 | Pink (086) |
| 2 | Blue (406) |
| 3 | Pink (086) |
| 4 | Purple (620) |
| ↓ | 195.8 mm |
| ↔ | 195.9 mm |




No.8

| 4 min | |
|-------|----------|
| 1 | ■ (406) |
| 2 | ■ (086) |
| ↓ | 47.2 mm |
| ↔ | 121.5 mm |



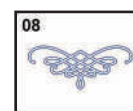
No.9

| 27 min | |
|--------|----------|
| 1 | ■ (005) |
| 2 | ■ (542) |
| 3 | ■ (070) |
| 4 | ■ (804) |
| 5 | ■ (399) |
| ↓ | 195.6 mm |
| ↔ | 195.6 mm |



- ❖ Decoration
- ❖ Décoration
- ❖ Decorazione
- ❖ Decoração

- ❖ Dekoration
- ❖ Decoratie
- ❖ Decoracion
- ❖ Украшения



No.1

| 15 min | |
|--------|---------|
| 1 | ■ (070) |
| 2 | ■ (406) |
| 3 | ■ (399) |
| ↓ | 92.8 mm |
| ↔ | 92.8 mm |



No.5

| 6 min | |
|-------|----------|
| 1 | ■ (214) |
| 2 | ■ (328) |
| ↓ | 43.3 mm |
| ↔ | 125.7 mm |



No.2

| 5 min | |
|-------|----------|
| 1 | ■ (070) |
| 2 | ■ (399) |
| ↓ | 30.5 mm |
| ↔ | 102.2 mm |



No.6

| 20 min | |
|--------|----------|
| 1 | ■ (001) |
| 2 | ■ (007) |
| ↓ | 71.0 mm |
| ↔ | 171.3 mm |




No.3

| 9 min | |
|-------|---------|
| 1 | ■ (214) |
| 2 | ■ (328) |
| ↓ | 68.7 mm |
| ↔ | 68.7 mm |



No.7

| 13 min | |
|--------|----------|
| 1 | ■ (007) |
| 2 | ■ (534) |
| ↓ | 71.9 mm |
| ↔ | 173.2 mm |



No.4

| 2 min | |
|-------|---------|
| 1 | ■ (807) |
| 2 | ■ (214) |
| ↓ | 29.2 mm |
| ↔ | 29.2 mm |



No.8

| 9 min | |
|-------|----------|
| 1 | ■ (007) |
| ↓ | 35.9 mm |
| ↔ | 173.8 mm |




Embroidery Pattern Color Change Table
 Tableau de changement de couleur des motifs de broderie
 Tabella dei cambi colore dei ricami
 Tabela de alteração de cor do padrão de bordado

Stickmuster-Farbtabelle
 Kleurwijzigingstabel voor de borduurpatronen
 Tabla de cambio de color para patrones de bordado
 Таблицы цветов нитей для вышивания

- ❖ Blue Flowers
- ❖ Fleurs bleues
- ❖ Fiori blu
- ❖ Flores azuis

- ❖ Blumendesigns blau
- ❖ Delfts Blauw
- ❖ Flores azules
- ❖ Синие цветы



| No.1 | | 58 min |
|------|---|----------|
| 1 | □ | (001) |
| 2 | □ | (017) |
| 3 | ■ | (019) |
| 4 | ■ | (420) |
| 5 | ■ | (406) |
| 6 | □ | (017) |
| 7 | ■ | (019) |
| ↓ | | 153.0 mm |
| ↔ | | 149.8 mm |



| No.5 | | 5 min |
|------|---|---------|
| 1 | □ | (017) |
| 2 | ■ | (420) |
| 3 | ■ | (406) |
| 4 | ■ | (019) |
| ↓ | | 50.1 mm |
| ↔ | | 52.4 mm |



| No.2 | | 15 min |
|------|---|----------|
| 1 | □ | (001) |
| 2 | □ | (017) |
| 3 | ■ | (019) |
| 4 | ■ | (420) |
| 5 | ■ | (406) |
| 6 | ■ | (019) |
| 7 | ■ | (406) |
| ↓ | | 49.6 mm |
| ↔ | | 130.4 mm |



| No.6 | | 2 min |
|------|---|---------|
| 1 | ■ | (406) |
| ↓ | | 21.3 mm |
| ↔ | | 76.4 mm |



| No.3 | | 3 min |
|------|---|---------|
| 1 | □ | (001) |
| 2 | ■ | (019) |
| 3 | □ | (017) |
| 4 | ■ | (420) |
| 5 | ■ | (406) |
| 6 | □ | (017) |
| ↓ | | 41.5 mm |
| ↔ | | 31.5 mm |



| No.4 | | 20 min |
|------|---|----------|
| 1 | □ | (001) |
| 2 | □ | (017) |
| 3 | ■ | (019) |
| 4 | ■ | (420) |
| 5 | ■ | (406) |
| 6 | ■ | (420) |
| 7 | □ | (017) |
| 8 | ■ | (019) |
| 9 | ■ | (406) |
| ↓ | | 54.1 mm |
| ↔ | | 170.5 mm |



- ❖ Vintage Designs
- ❖ Motifs Vintage
- ❖ Ricami Vintage
- ❖ Desenhos vintage

- ❖ Vintagedesigns
- ❖ Vintage ontwerpen
- ❖ Diseños de vintage
- ❖ Винтажные дизайны



No.1 126 min

| | | | |
|----|-------|----|-------|
| 1 | (307) | 17 | (509) |
| 2 | (019) | 18 | (507) |
| 3 | (323) | 19 | (307) |
| 4 | (019) | 20 | (515) |
| 5 | (515) | 21 | (323) |
| 6 | (509) | 22 | (019) |
| 7 | (507) | 23 | (208) |
| 8 | (086) | 24 | (812) |
| 9 | (085) | 25 | (085) |
| 10 | (107) | 26 | (086) |
| 11 | (323) | 27 | (085) |
| 12 | (812) | 28 | (107) |
| 13 | (085) | 29 | (812) |
| 14 | (208) | 30 | (208) |
| 15 | (509) | 31 | (328) |
| 16 | (328) | 32 | (509) |

↓ 354.7 mm ↔ 214.3 mm



No.3 18 min

| | |
|----|-------|
| 1 | (001) |
| 2 | (542) |
| 3 | (214) |
| 4 | (519) |
| 5 | (214) |
| 6 | (001) |
| 7 | (542) |
| 8 | (800) |
| 9 | (086) |
| 10 | (519) |
| 11 | (620) |

↓ 221.6 mm
↔ 47.1 mm



No.4 31 min

| | |
|---|-------|
| 1 | (214) |
| 2 | (519) |
| 3 | (001) |
| 4 | (542) |
| 5 | (800) |
| 6 | (001) |
| 7 | (542) |
| 8 | (086) |
| 9 | (620) |

↓ 151.6 mm
↔ 209.4 mm



No.2 36 min

| | |
|----|-------|
| 1 | (515) |
| 2 | (509) |
| 3 | (507) |
| 4 | (019) |
| 5 | (208) |
| 6 | (307) |
| 7 | (086) |
| 8 | (085) |
| 9 | (107) |
| 10 | (509) |
| 11 | (208) |

↓ 150.6 mm
↔ 103.7 mm



No.5 27 min

| | |
|----|-------|
| 1 | (017) |
| 2 | (019) |
| 3 | (017) |
| 4 | (406) |
| 5 | (019) |
| 6 | (328) |
| 7 | (010) |
| 8 | (208) |
| 9 | (086) |
| 10 | (807) |
| 11 | (107) |
| 12 | (079) |
| 13 | (328) |

↓ 136.0 mm
↔ 116.0 mm

Embroidery Pattern Color Change Table
Tableau de changement de couleur des motifs de broderie
Tabella dei cambi colore dei ricami
Tabela de alteração de cor do padrão de bordado

Stickmuster-Farbtabelle
Kleurwijzigingstabel voor de borduurpatronen
Tabla de cambio de color para patrones de bordado
Таблицы цветов нитей для вышивания

No.6

| 7 min | |
|-------|---------|
| 1 | (206) |
| 2 | (126) |
| 3 | (328) |
| 4 | (010) |
| ↓ | 59.9 mm |
| ↔ | 40.5 mm |



No.10

| 8 min | |
|-------|----------|
| 1 | (019) |
| 2 | (085) |
| 3 | (804) |
| 4 | (513) |
| 5 | (502) |
| 6 | (010) |
| 7 | (206) |
| 8 | (010) |
| ↓ | 61.7 mm |
| ↔ | 162.5 mm |



No.7

| 25 min | |
|--------|----------|
| 1 | (328) |
| 2 | (079) |
| 3 | (086) |
| 4 | (807) |
| 5 | (107) |
| 6 | (086) |
| 7 | (807) |
| 8 | (079) |
| 9 | (107) |
| 10 | (086) |
| 11 | (807) |
| 12 | (208) |
| 13 | (079) |
| 14 | (086) |
| 15 | (807) |
| 16 | (107) |
| ↓ | 118.0 mm |
| ↔ | 228.3 mm |



No.11

| 9 min | |
|-------|----------|
| 1 | (007) |
| 2 | (001) |
| 3 | (208) |
| 4 | (079) |
| 5 | (086) |
| 6 | (007) |
| ↓ | 113.4 mm |
| ↔ | 71.8 mm |



No.12

| 12 min | |
|--------|----------|
| 1 | (007) |
| 2 | (079) |
| 3 | (086) |
| 4 | (208) |
| 5 | (007) |
| ↓ | 55.6 mm |
| ↔ | 175.7 mm |



No.8

| 5 min | |
|-------|---------|
| 1 | (328) |
| 2 | (079) |
| 3 | (086) |
| 4 | (807) |
| 5 | (107) |
| ↓ | 73.6 mm |
| ↔ | 49.2 mm |



No.13

| 15 min | |
|--------|----------|
| 1 | (019) |
| 2 | (001) |
| 3 | (804) |
| 4 | (607) |
| ↓ | 149.3 mm |
| ↔ | 98.2 mm |



No.9

| 13 min | |
|--------|---------|
| 1 | (513) |
| 2 | (502) |
| 3 | (010) |
| 4 | (086) |
| 5 | (085) |
| 6 | (019) |
| 7 | (206) |
| 8 | (079) |
| 9 | (124) |
| 10 | (010) |
| ↓ | 92.1 mm |
| ↔ | 91.7 mm |



No.14

| 19 min | |
|--------|----------|
| 1 | (019) |
| 2 | (001) |
| 3 | (804) |
| 4 | (607) |
| ↓ | 211.1 mm |
| ↔ | 98.3 mm |





No.15 **21 min**

| | |
|---|----------|
| 1 | (001) |
| 2 | (019) |
| 3 | (007) |
| 4 | (001) |
| 5 | (804) |
| ↓ | 142.2 mm |
| ↔ | 82.1 mm |



No.16 **22 min**

| | |
|---|----------|
| 1 | (001) |
| 2 | (019) |
| 3 | (007) |
| 4 | (001) |
| 5 | (019) |
| 6 | (007) |
| 7 | (804) |
| ↓ | 209.6 mm |
| ↔ | 77.8 mm |



- ✂ Applique
- ✂ Appliqué
- ✂ Ricamo in applicazione
- ✂ Apliques

- ✂ Applikation
- ✂ Applique
- ✂ Aplique
- ✂ Аппликации




♥ No.1 **29 min**

| | | | |
|----|----------|----|----------|
| 1 | (206) | 14 | (502) |
| 2 | (399) | 15 | (607) |
| 3 | (017) | 16 | (704) |
| 4 | (206) | 17 | (001) |
| 5 | (206) | 18 | (502) |
| 6 | (206) | 19 | (810) |
| 7 | (399) | 20 | (502) |
| 8 | (399) | 21 | (704) |
| 9 | (804) | 22 | (001) |
| 10 | (017) | 23 | (502) |
| 11 | (017) | 24 | (070) |
| 12 | (019) | 25 | (502) |
| 13 | (001) | 26 | (704) |
| ↓ | 173.1 mm | ↔ | 173.6 mm |



♥ No.3 **8 min**

| | |
|---|----------|
| 1 | (800) |
| 2 | (620) |
| 3 | (800) |
| 4 | (800) |
| 5 | (001) |
| 6 | (800) |
| ↓ | 115.6 mm |
| ↔ | 174.0 mm |




♥ No.2 **10 min**

| | |
|---|----------|
| 1 | (399) |
| 2 | (399) |
| 3 | (399) |
| 4 | (509) |
| 5 | (085) |
| 6 | (086) |
| 7 | (019) |
| 8 | (001) |
| 9 | (085) |
| ↓ | 93.0 mm |
| ↔ | 176.5 mm |




♥ No.4 **16 min**











| | |
|----|----------|
| 1 | (019) |
| 2 | (800) |
| 3 | (086) |
| 4 | (399) |
| 5 | (019) |
| 6 | (019) |
| 7 | (800) |
| 8 | (800) |
| 9 | (086) |
| 10 | (086) |
| 11 | (209) |
| 12 | (900) |
| 13 | (001) |
| ↓ | 181.3 mm |
| ↔ | 193.3 mm |












Embroidery Pattern Color Change Table
Tableau de changement de couleur des motifs de broderie
Tabella dei cambi colore dei ricami
Tabela de alteração de cor do padrão de bordado

Stickmuster-Farbtabelle
Kleurwijzigingstabel voor de borduurpatronen
Tabla de cambio de color para patrones de bordado
Таблицы цветов нитей для вышивания

 No.5 **14 min**

| | |
|------------|-----------------------------------------------------------------------------------------|
| 1 | -----x (001) |
| 2 | ----- (001) |
| 3 | ~~~~~ (001) |
| 4 |  (202) |
| 5 |  (307) |
| 6 |  (206) |
| 7 |  (017) |
| 8 |  (058) |
| 9 |  (001) |
| 10 |  (202) |
| 11 |  (513) |
| 12 |  (509) |
| 13 |  (206) |
| ↓ 86.6 mm | |
| ↔ 173.2 mm | |

 No.6 **12 min**

| | |
|------------|-------------------------------------------------------------------------------------------|
| 1 | -----x (001) |
| 2 | ----- (001) |
| 3 | ~~~~~ (001) |
| 4 |  (509) |
| 5 |  (086) |
| 6 |  (019) |
| 7 |  (513) |
| 8 |  (126) |
| 9 |  (019) |
| 10 |  (206) |
| 11 |  (001) |
| ↓ 124.7 mm | |
| ↔ 70.8 mm | |

❖ Seasonal Designs

❖ Événements saisonniers

❖ Eventi stagionali

❖ Eventos sazonais

❖ Saisonale Designs

















❖ Feestdagen

❖ Eventos temporada













❖ Сезонные дизайны

















No.1 **31 min**

| | |
|------------|-------------------------------------------------------------------------------------------|
| 1 |  (843) |
| 2 |  (206) |
| 3 |  (800) |
| 4 |  (001) |
| 5 |  (517) |
| 6 |  (323) |
| 7 |  (206) |
| 8 |  (843) |
| 9 |  (337) |
| 10 |  (517) |
| 11 |  (843) |
| 12 |  (001) |
| 13 |  (206) |
| 14 |  (800) |
| 15 |  (323) |
| 16 |  (001) |
| ↓ 221.2 mm | |
| ↔ 149.6 mm | |









No.2 **23 min**

| | |
|------------|-------------------------------------------------------------------------------------------|
| 1 |  (307) |
| 2 |  (124) |
| 3 |  (030) |
| 4 |  (206) |
| 5 |  (900) |
| 6 |  (517) |
| 7 |  (800) |
| 8 |  (307) |
| 9 |  (399) |
| 10 |  (800) |
| 11 |  (079) |
| 12 |  (900) |
| ↓ 129.0 mm | |
| ↔ 72.6 mm | |

No.3 **16 min**

| | |
|------------|---------------------------------------------------------------------------------------------|
| 1 |  (019) |
| 2 |  (323) |
| 3 |  (339) |
| 4 |  (001) |
| 5 |  (348) |
| 6 |  (214) |
| 7 |  (307) |
| 8 |  (337) |
| 9 |  (206) |
| 10 |  (900) |
| 11 |  (517) |
| 12 |  (800) |
| 13 |  (001) |
| 14 |  (800) |
| ↓ 100.4 mm | |
| ↔ 134.2 mm | |

No.4 **38 min**

| | |
|------------|---------------------------------------------------------------------------------------------|
| 1 |  (208) |
| 2 |  (001) |
| 3 |  (208) |
| 4 |  (209) |
| 5 |  (607) |
| 6 |  (005) |
| 7 |  (900) |
| 8 |  (209) |
| ↓ 134.6 mm | |
| ↔ 186.5 mm | |



♥ No.5

| 30 min | |
|--------|---------|
| 1 | × (124) |
| 2 | (124) |
| 3 | (086) |
| 4 | (205) |
| 5 | (337) |
| 6 | (001) |
| 7 | (086) |
| 8 | (001) |
| 9 | (019) |
| 10 | (900) |
| 11 | (086) |
| 12 | (126) |
| 13 | (205) |
| 14 | (513) |
| 15 | (205) |
| 16 | (019) |
| 17 | (205) |
| 18 | (126) |
| 19 | (205) |
| 20 | (126) |
| 21 | (205) |
| 22 | (019) |
| 23 | (205) |
| 24 | (513) |
| 25 | (205) |
| 26 | (019) |
| 27 | (205) |
| 28 | (019) |
| 29 | (205) |
| 30 | (513) |
| 31 | (205) |
| 32 | (126) |
| 33 | (205) |

↓ 154.7 mm ↔ 105.2 mm

◆EXAMPLES ◆BEISPIELE
 ◆EXEMPLES ◆VOORBEELDEN
 ◆ESEMPI ◆EJEMPLOS
 ◆EXEMPLOS ◆ПРИМЕРЫ

① - ⑩ ① - ③

♥ No.6




| 11 min | |
|--------|-------|
| 1 | (534) |
| 2 | (534) |
| 3 | (534) |
| 4 | (001) |
| 5 | (513) |
| 6 | (307) |
| 7 | (079) |
| 8 | (019) |
| 9 | (205) |
| 10 | (001) |
| 11 | (323) |
| 12 | (800) |

↓ 107.5 mm ↔ 175.5 mm

- ✂ Animals
- ✂ Animaux
- ✂ Animali
- ✂ Animaux

- ✂ Tiere
- ✂ Dieren
- ✂ Animales
- ✂ Животные



No.1

| 13 min | |
|--------|-------|
| 1 | (001) |
| 2 | (613) |
| 3 | (900) |


↓ 151.3 mm
↔ 52.8 mm



No.3

| 7 min | |
|-------|-------|
| 1 | (126) |
| 2 | (206) |
| 3 | (900) |
| 4 | (019) |
| 5 | (030) |
| 6 | (900) |

↓ 110.8 mm
↔ 83.2 mm



No.2

| 37 min | |
|--------|-------|
| 1 | (328) |
| 2 | (206) |
| 3 | (900) |
| 4 | (209) |

↓ 120.8 mm
↔ 171.3 mm



No.4

| 9 min | |
|-------|-------|
| 1 | (337) |
| 2 | (900) |

↓ 34.5 mm
↔ 148.0 mm



No.5

| 11 min | |
|--------|-------|
| 1 | (019) |
| 2 | (337) |
| 3 | (613) |
| 4 | (900) |

↓ 105.0 mm
↔ 68.2 mm

Embroidery Pattern Color Change Table
Tableau de changement de couleur des motifs de broderie
Tabella dei cambi colore dei ricami
Tabela de alteração de cor do padrão de bordado

Stickmuster-Farbtabelle
Kleurwijzigingstabel voor de borduurpatronen
Tabla de cambio de color para patrones de bordado
Таблицы цветов нитей для вышивания

❖ **Floral Redwork**

❖ **Floral Redwork (broderie lignes rouges)**

❖ **Ricami floreali ad un colore**

❖ **Redwork - floral**



❖ **Floraldesigns rot**


❖ **Redwork bloemen**



❖ **Diseños florares en rojo**

❖ **Цветочный Редворк**






No.1
21 min
 1  (158)
 ↓ 220.7 mm
 ⇔ 215.3 mm
 Country 






No.4
15 min
 1  (158)
 ↓ 214.8 mm
 ⇔ 205.3 mm
 Country 





No.2
15 min
 1  (158)
 ↓ 229.2 mm
 ⇔ 230.3 mm
 Country 





No.5
13 min
 1  (158)
 ↓ 214.0 mm
 ⇔ 202.3 mm
 Country 



No.3
13 min
 1  (158)
 ↓ 208.1 mm
 ⇔ 196.5 mm
 Country 



No.6
9 min
 1  (158)
 ↓ 175.2 mm
 ⇔ 169.8 mm
 Country 



| No.7 8 min | |
|------------|----------|
| 1 | (158) |
| ↓ | 172.6 mm |
| ↔ | 187.5 mm |

Country



| No.9 6 min | |
|------------|---------|
| 1 | (158) |
| ↓ | 95.8 mm |
| ↔ | 95.6 mm |

Country



| No.8 5 min | |
|------------|----------|
| 1 | (158) |
| ↓ | 99.0 mm |
| ↔ | 125.0 mm |

Country




| ● No.10 10 min | |
|----------------|----------|
| 1 | (158) |
| ↓ | 345.3 mm |
| ↔ | 90.4 mm |

Country

- ❖ Border Designs
- ❖ Bordure
- ❖ Bordi
- ❖ Desenhos de borda

- ❖ Bordürendesigns
- ❖ Randen
- ❖ Bordes
- ❖ Бордюры



| No.1 9 min | |
|------------|----------|
| 1 | (804) |
| 2 | (415) |
| 3 | (542) |
| ↓ | 46.7 mm |
| ↔ | 132.5 mm |



| No.4 13 min | |
|-------------|----------|
| 1 | (085) |
| 2 | (807) |
| 3 | (001) |
| ↓ | 63.6 mm |
| ↔ | 129.9 mm |



| No.2 5 min | |
|------------|----------|
| 1 | (399) |
| ↓ | 69.1 mm |
| ↔ | 133.9 mm |



| No.5 10 min | |
|-------------|----------|
| 1 | (017) |
| ↓ | 55.6 mm |
| ↔ | 125.7 mm |



| No.3 14 min | |
|-------------|----------|
| 1 | (214) |
| ↓ | 70.9 mm |
| ↔ | 136.0 mm |



| No.6 8 min | |
|------------|---------|
| 1 | (406) |
| 2 | (612) |
| ↓ | 50.6 mm |
| ↔ | 94.6 mm |

Embroidery Pattern Color Change Table
Tableau de changement de couleur des motifs de broderie
Tabella dei cambi colore dei ricami
Tabela de alteração de cor do padrão de bordado

Stickmuster-Farbtabelle
Kleurwijzigingstabel voor de borduurpatronen
Tabla de cambio de color para patrones de bordado
Таблицы цветов нитей для вышивания

No.7

| 6 min | |
|-------|---------|
| 1 | ■ (406) |
| 2 | ■ (612) |
| ↓ | 58.5 mm |
| ↔ | 73.3 mm |



No.9

| 15 min | |
|--------|----------|
| 1 | ■ (420) |
| 2 | ■ (534) |
| 3 | ■ (019) |
| 4 | ■ (208) |
| 5 | ■ (509) |
| ↓ | 52.6 mm |
| ↔ | 187.2 mm |




No.8

| 9 min | |
|-------|---------|
| 1 | ■ (420) |
| 2 | ■ (509) |
| 3 | ■ (019) |
| 4 | ■ (208) |
| ↓ | 64.8 mm |
| ↔ | 94.4 mm |



No.10

| 9 min | |
|-------|----------|
| 1 | ■ (328) |
| ↓ | 92.2 mm |
| ↔ | 125.9 mm |



- ✂ Variety
- ✂ Divers
- ✂ Vari
- ✂ Temas diversos

- ✂ Verschiedene Designs
- ✂ Diversen
- ✂ Diseños varios
- ✂ Разные



● No.1

| 41 min | | | |
|--------|----------|----|------------|
| 1 | ■ (124) | 12 | ■ (124) |
| 2 | ■ (513) | 13 | ■ (513) |
| 3 | ■ (005) | 14 | ■ (005) |
| 4 | ■ (079) | 15 | ■ (079) |
| 5 | ■ (086) | 16 | ■ (086) |
| 6 | ■ (206) | 17 | ■ (206) |
| 7 | ■ (513) | 18 | ■ (513) |
| 8 | ■ (005) | 19 | ■ (005) |
| 9 | ■ (124) | 20 | ■ (124) |
| 10 | ■ (079) | 21 | ■ (079) |
| 11 | ■ (086) | 22 | ■ (086) |
| ↓ | 246.0 mm | | ↔ 144.0 mm |



No.2

| 12 min | |
|--------|---------|
| 1 | ■ (124) |
| 2 | ■ (513) |
| 3 | ■ (005) |
| 4 | ■ (079) |
| 5 | ■ (086) |
| 6 | ■ (206) |
| ↓ | 90.9 mm |
| ↔ | 90.5 mm |



No.3


| 48 min | |
|--------|----------|
| 1 | ■ (706) |
| 2 | ■ (473) |
| 3 | ■ (003) |
| 4 | ■ (015) |
| 5 | ■ (604) |
| 6 | ■ (624) |
| 7 | ■ (354) |
| 8 | ■ (706) |
| 9 | ■ (473) |
| 10 | ■ (003) |
| 11 | ■ (015) |
| 12 | ■ (604) |
| 13 | ■ (624) |
| 14 | ■ (354) |
| ↓ | 185.9 mm |
| ↔ | 185.9 mm |





No.4 47 min

| | |
|---|----------|
| 1 | (804) |
| 2 | (810) |
| 3 | (607) |
| 4 | (017) |
| 5 | (019) |
| 6 | (085) |
| 7 | (086) |
| 8 | (027) |
| 9 | (124) |
| ↓ | 156.0 mm |
| ↔ | 155.1 mm |



No.8 22 min

| | |
|---|----------|
| 1 | (399) |
| 2 | (348) |
| 3 | (507) |
| 4 | (800) |
| 5 | (348) |
| 6 | (507) |
| 7 | (800) |
| 8 | (348) |
| ↓ | 95.8 mm |
| ↔ | 102.3 mm |



No.5 19 min

| | | | |
|---|---------|----|----------|
| 1 | (202) | 10 | (513) |
| 2 | (406) | 11 | (515) |
| 3 | (019) | 12 | (519) |
| 4 | (513) | 13 | (202) |
| 5 | (515) | 14 | (406) |
| 6 | (519) | 15 | (019) |
| 7 | (202) | 16 | (513) |
| 8 | (406) | 17 | (515) |
| 9 | (019) | 18 | (519) |
| ↓ | 76.8 mm | ↔ | 130.5 mm |



No.9 9 min

| | |
|---|---------|
| 1 | (405) |
| 2 | (328) |
| 3 | (107) |
| ↓ | 88.2 mm |
| ↔ | 92.2 mm |



No.6 11 min

| | |
|---|---------|
| 1 | (017) |
| 2 | (001) |
| 3 | (405) |
| ↓ | 56.4 mm |
| ↔ | 70.0 mm |



No.10 9 min

| | |
|----|---------|
| 1 | (542) |
| 2 | (323) |
| 3 | (415) |
| 4 | (323) |
| 5 | (542) |
| 6 | (323) |
| 7 | (415) |
| 8 | (323) |
| 9 | (415) |
| 10 | (323) |
| 11 | (406) |
| 12 | (205) |
| ↓ | 91.6 mm |
| ↔ | 90.1 mm |



No.7 52 min

| | | | |
|----|----------|----|----------|
| 1 | (399) | 20 | (517) |
| 2 | (328) | 21 | (206) |
| 3 | (206) | 22 | (328) |
| 4 | (337) | 23 | (399) |
| 5 | (339) | 24 | (339) |
| 6 | (517) | 25 | (337) |
| 7 | (328) | 26 | (328) |
| 8 | (399) | 27 | (058) |
| 9 | (542) | 28 | (542) |
| 10 | (058) | 29 | (399) |
| 11 | (542) | 30 | (328) |
| 12 | (399) | 31 | (542) |
| 13 | (517) | 32 | (206) |
| 14 | (206) | 33 | (339) |
| 15 | (339) | 34 | (517) |
| 16 | (058) | 35 | (328) |
| 17 | (337) | 36 | (058) |
| 18 | (542) | 37 | (542) |
| 19 | (328) | 38 | (399) |
| ↓ | 239.9 mm | ↔ | 152.6 mm |



No.11 10 min

| | |
|---|---------|
| 1 | (507) |
| 2 | (328) |
| 3 | (001) |
| 4 | (800) |
| 5 | (328) |
| ↓ | 52.8 mm |
| ↔ | 98.5 mm |



Embroidery Pattern Color Change Table
Tableau de changement de couleur des motifs de broderie
Tabella dei cambi colore dei ricami
Tabela de alteração de cor do padrão de bordado

Stickmuster-Farbtabelle
Kleurwijzigingstabel voor de borduurpatronen
Tabla de cambio de color para patrones de bordado
Таблицы цветов нитей для вышивания

No.12 **13 min**

| | | |
|------------|---|-------|
| 1 | ■ | (507) |
| 2 | ■ | (328) |
| 3 | ■ | (001) |
| 4 | ■ | (800) |
| 5 | ■ | (328) |
| ↓ 58.6 mm | | |
| ↔ 205.4 mm | | |



No.16 **65 min**

| | | |
|------------|---|-------|
| 1 | ■ | (843) |
| 2 | ■ | (517) |
| 3 | ■ | (843) |
| 4 | ■ | (517) |
| 5 | ■ | (843) |
| 6 | ■ | (517) |
| 7 | ■ | (843) |
| 8 | ■ | (107) |
| 9 | ■ | (843) |
| 10 | ■ | (517) |
| 11 | ■ | (843) |
| 12 | ■ | (517) |
| 13 | ■ | (843) |
| 14 | ■ | (517) |
| 15 | ■ | (843) |
| 16 | ■ | (107) |
| 17 | ■ | (843) |
| 18 | ■ | (107) |
| 19 | ■ | (614) |
| 20 | ■ | (517) |
| ↓ 251.0 mm | | |
| ↔ 107.0 mm | | |



● No.13 **35 min**

| | | |
|------------|---|-------|
| 1 | ■ | (542) |
| 2 | ■ | (019) |
| 3 | ■ | (007) |
| 4 | ■ | (399) |
| 5 | ■ | (810) |
| 6 | ■ | (019) |
| 7 | ■ | (542) |
| 8 | ■ | (810) |
| 9 | ■ | (007) |
| ↓ 287.2 mm | | |
| ↔ 94.4 mm | | |



No.17 **38 min**

| | | |
|------------|---|-------|
| 1 | ■ | (843) |
| 2 | ■ | (614) |
| 3 | ■ | (517) |
| 4 | ■ | (843) |
| 5 | ■ | (517) |
| 6 | ■ | (843) |
| 7 | ■ | (517) |
| 8 | ■ | (843) |
| 9 | ■ | (614) |
| ↓ 154.1 mm | | |
| ↔ 118.7 mm | | |



No.14 **9 min**

| | | |
|-----------|---|-------|
| 1 | ■ | (614) |
| 2 | ■ | (620) |
| 3 | ■ | (405) |
| ↓ 82.4 mm | | |
| ↔ 91.2 mm | | |




No.15 **9 min**


| | | |
|------------|---|-------|
| 1 | ■ | (900) |
| 2 | ■ | (085) |
| 3 | ■ | (086) |
| 4 | ■ | (807) |
| ↓ 47.9 mm | | |
| ↔ 161.3 mm | | |



No.18 **4 min**


| | | |
|------------|---|-------|
| 1 | ■ | (030) |
| 2 | ■ | (323) |
| ↓ 181.2 mm | | |
| ↔ 180.4 mm | | |





No.19 **28 min**

| | |
|----|----------|
| 1 | (817) |
| 2 | (620) |
| 3 | (817) |
| 4 | (620) |
| 5 | (607) |
| 6 | (817) |
| 7 | (620) |
| 8 | (607) |
| 9 | (817) |
| 10 | (620) |
| 11 | (607) |
| 12 | (620) |
| ↓ | 199.0 mm |
| ↔ | 199.0 mm |



No.21 **14 min**

| | |
|---|----------|
| 1 | (005) |
| 2 | (070) |
| 3 | (704) |
| 4 | (612) |
| ↓ | 194.2 mm |
| ↔ | 194.2 mm |



No.20 **14 min**

| | |
|---|----------|
| 1 | (107) |
| 2 | (005) |
| 3 | (415) |
| 4 | (214) |
| ↓ | 188.7 mm |
| ↔ | 191.2 mm |




No.22 **2 min**

| | |
|---|---------|
| 1 | (473) |
| 2 | (473) |
| 3 | (473) |
| 4 | (255) |
| ↓ | 42.7 mm |
| ↔ | 67.2 mm |

Country

- ✂ Line and Corner
- ✂ Ligne et Coin
- ✂ Linea e angolo
- ✂ Linhas e cantos

- ✂ Linie und Ecke
- ✂ Lijn en hoek
- ✂ Línea y esquina
- ✂ Линия и угол



No.1 **13 min**

| | |
|---|----------|
| 1 | (502) |
| 2 | (517) |
| 3 | (307) |
| 4 | (085) |
| 5 | (019) |
| 6 | (209) |
| 7 | (206) |
| 8 | (517) |
| ↓ | 102.0 mm |
| ↔ | 171.8 mm |



No.2 **9 min**

| | |
|---|---------|
| 1 | (542) |
| 2 | (070) |
| 3 | (124) |
| 4 | (086) |
| 5 | (804) |
| 6 | (812) |
| ↓ | 43.8 mm |
| ↔ | 76.5 mm |




No.3 **11 min**



| | |
|---|---------|
| 1 | (307) |
| 2 | (348) |
| 3 | (323) |
| 4 | (843) |
| 5 | (058) |
| 6 | (001) |
| 7 | (079) |
| ↓ | 56.2 mm |
| ↔ | 54.3 mm |

Embroidery Pattern Color Change Table
Tableau de changement de couleur des motifs de broderie
Tabella dei cambi colore dei ricami
Tabela de alteração de cor do padrão de bordado


Stickmuster-Farbtabelle
Kleurwijzigingstabel voor de borduurpatronen
Tabla de cambio de color para patrones de bordado
Таблицы цветов нитей для вышивания



No.4 **20 min**




| | | |
|------------|-----------------------------------------------------------------------------------|-------|
| 1 |  | (214) |
| 2 |  | (328) |
| ↓ 125.4 mm | | |
| ↔ 125.8 mm | | |


No.6 **27 min**




| | | |
|------------|-------------------------------------------------------------------------------------|-------|
| 1 |  | (214) |
| 2 |  | (307) |
| ↓ 125.8 mm | | |
| ↔ 125.8 mm | | |



No.5 **5 min**



| | | |
|------------|-----------------------------------------------------------------------------------|-------|
| 1 |  | (328) |
| ↓ 124.5 mm | | |
| ↔ 102.4 mm | | |

No.7 **9 min**




| | | |
|------------|-------------------------------------------------------------------------------------|-------|
| 1 |  | (612) |
| 2 |  | (614) |
| ↓ 126.2 mm | | |
| ↔ 126.2 mm | | |














- ❖ Large Designs
- ❖ Grands motifs
- ❖ Ricami grandi
- ❖ Desenhos grandes

- ❖ Große Designs
- ❖ Grote ontwerpen
- ❖ Diseños de gran tamaño
- ❖ Большие дизайны












No.1 **36 min**



| | | |
|------------|-------------------------------------------------------------------------------------|-------|
| 1 |  | (612) |
| 2 |  | (307) |
| 3 |  | (810) |
| 4 |  | (612) |
| 5 |  | (542) |
| 6 |  | (070) |
| 7 |  | (307) |
| 8 |  | (810) |
| 9 |  | (070) |
| 10 |  | (612) |
| 11 |  | (542) |
| 12 |  | (348) |
| 13 |  | (810) |
| ↓ 349.4 mm | | |
| ↔ 91.6 mm | | |

No.2 **19 min**



| | | |
|------------|---------------------------------------------------------------------------------------|-------|
| 1 |  | (307) |
| 2 |  | (612) |
| 3 |  | (542) |
| 4 |  | (810) |
| 5 |  | (612) |
| 6 |  | (810) |
| 7 |  | (070) |
| 8 |  | (542) |
| ↓ 192.5 mm | | |
| ↔ 85.6 mm | | |



No.3

| 1 min | |
|-------|---------|
| 1 | (612) |
| 2 | (307) |
| 3 | (070) |
| ↓ | 44.1 mm |
| ↔ | 15.2 mm |



No.6

| 23 min | |
|--------|----------|
| 1 | (507) |
| 2 | (513) |
| 3 | (507) |
| 4 | (513) |
| 5 | (620) |
| 6 | (513) |
| 7 | (812) |
| 8 | (810) |
| 9 | (001) |
| 10 | (620) |
| 11 | (869) |
| 12 | (019) |
| 13 | (812) |
| 14 | (513) |
| 15 | (507) |
| ↓ | 217.2 mm |
| ↔ | 100.4 mm |



No.4

| 33 min | | | | | |
|----------------------|-------|----|-------|----|-------|
| 1 | (507) | 14 | (812) | 27 | (019) |
| 2 | (513) | 15 | (507) | 28 | (420) |
| 3 | (507) | 16 | (513) | 29 | (001) |
| 4 | (513) | 17 | (607) | 30 | (812) |
| 5 | (810) | 18 | (810) | 31 | (507) |
| 6 | (017) | 19 | (507) | 32 | (513) |
| 7 | (001) | 20 | (513) | 33 | (001) |
| 8 | (607) | 21 | (507) | 34 | (019) |
| 9 | (019) | 22 | (513) | 35 | (812) |
| 10 | (420) | 23 | (810) | 36 | (607) |
| 11 | (001) | 24 | (017) | 37 | (810) |
| 12 | (019) | 25 | (001) | 38 | (812) |
| 13 | (420) | 26 | (607) | | |
| ↓ 294.5 mm ↔ 85.9 mm | | | | | |

No.5

| 21 min | |
|-----------------------|-------|
| 1 | (420) |
| 2 | (019) |
| 3 | (812) |
| 4 | (607) |
| 5 | (810) |
| 6 | (017) |
| 7 | (607) |
| 8 | (017) |
| 9 | (810) |
| 10 | (017) |
| 11 | (810) |
| 12 | (001) |
| 13 | (019) |
| 14 | (420) |
| 15 | (019) |
| 16 | (812) |
| 17 | (607) |
| 18 | (810) |
| 19 | (017) |
| 20 | (607) |
| 21 | (017) |
| 22 | (810) |
| 23 | (017) |
| 24 | (810) |
| 25 | (001) |
| 26 | (019) |
| 27 | (420) |
| 28 | (001) |
| 29 | (017) |
| 30 | (019) |
| 31 | (420) |
| 32 | (812) |
| 33 | (810) |
| ↓ 117.2 mm ↔ 152.8 mm | |



No.7




| 151 min | | | |
|-----------------------|-------|----|-------|
| 1 | (001) | 9 | (085) |
| 2 | (005) | 10 | (843) |
| 3 | (513) | 11 | (513) |
| 4 | (810) | 12 | (085) |
| 5 | (085) | 13 | (323) |
| 6 | (513) | 14 | (348) |
| 7 | (085) | 15 | (843) |
| 8 | (348) | 16 | (323) |
| 17 | (005) | 18 | (206) |
| 19 | (812) | 20 | (323) |
| 21 | (812) | 22 | (323) |
| 23 | (804) | 24 | (019) |
| 25 | (017) | 26 | (812) |
| 27 | (607) | 28 | (017) |
| 29 | (707) | 30 | (017) |
| ↓ 346.8 mm ↔ 233.5 mm | | | |

Embroidery Pattern Color Change Table
Tableau de changement de couleur des motifs de broderie
Tabella dei cambi colore dei ricami
Tabela de alteração de cor do padrão de bordado


Stickmuster-Farbtabelle
Kleurwijzigingstabel voor de borduurpatronen
Tabla de cambio de color para patrones de bordado
Таблицы цветов нитей для вышивания

No.8



| 152 min | |
|------------|-------|
| 1 | (399) |
| 2 | (005) |
| 3 | (001) |
| 4 | (707) |
| 5 | (607) |
| 6 | (406) |
| 7 | (001) |
| 8 | (406) |
| 9 | (607) |
| 10 | (399) |
| 11 | (001) |
| 12 | (406) |
| 13 | (607) |
| 14 | (001) |
| 15 | (415) |
| 16 | (607) |
| 17 | (399) |
| 18 | (406) |
| 19 | (607) |
| ↓ 351.9 mm | |
| ↔ 233.1 mm | |


No.9




| 22 min | |
|------------|-------|
| 1 | (330) |
| 2 | (328) |
| ↓ 267.0 mm | |
| ↔ 233.6 mm | |

- ✦ Light Sketch Flowers
- ✦ Esquisse légère Fleurs
- ✦ Fiori stilizzati leggeri
- ✦ Esboço de flores

- ✦ Helle Blumenskizze
- ✦ Bloemenschets
- ✦ Boceto ligero de flores
- ✦ Эскиз цветов




No.1

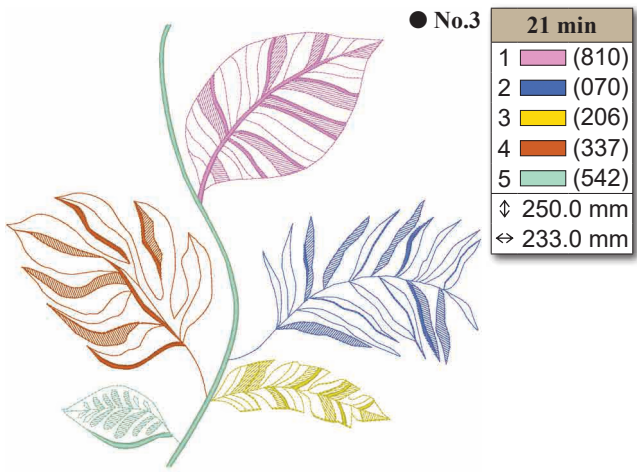


| 55 min | |
|------------|-------|
| 1 | (027) |
| 2 | (804) |
| 3 | (017) |
| 4 | (202) |
| 5 | (017) |
| 6 | (027) |
| 7 | (124) |
| 8 | (085) |
| 9 | (202) |
| 10 | (027) |
| 11 | (124) |
| 12 | (017) |
| 13 | (085) |
| 14 | (027) |
| 15 | (124) |
| 16 | (202) |
| 17 | (027) |
| 18 | (085) |
| 19 | (017) |
| 20 | (804) |
| 21 | (017) |
| 22 | (027) |
| 23 | (017) |
| 24 | (027) |
| 25 | (017) |
| 26 | (804) |
| 27 | (017) |
| 28 | (202) |
| 29 | (017) |
| 30 | (704) |
| ↓ 267.8 mm | |
| ↔ 234.0 mm | |

No.2



| 34 min | |
|------------|-------|
| 1 | (086) |
| 2 | (502) |
| 3 | (017) |
| 4 | (810) |
| 5 | (001) |
| 6 | (086) |
| 7 | (502) |
| 8 | (017) |
| ↓ 293.9 mm | |
| ↔ 145.2 mm | |

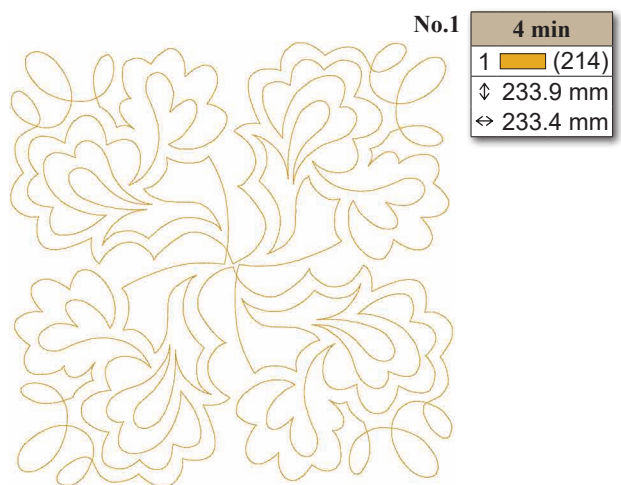


● No.3

| 21 min | |
|--------|----------|
| 1 | (810) |
| 2 | (070) |
| 3 | (206) |
| 4 | (337) |
| 5 | (542) |
| ↓ | 250.0 mm |
| ↔ | 233.0 mm |

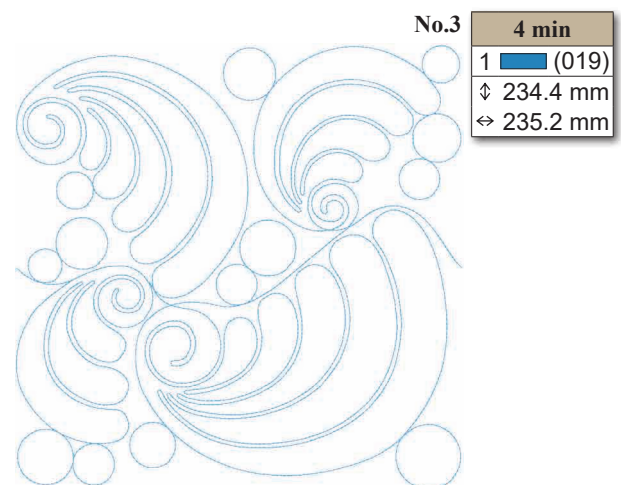
- ✦ Quilt 2
- ✦ Quilt 2
- ✦ Quilting 2
- ✦ Quilting 2

- ✦ Quilt 2
- ✦ Quilt 2
- ✦ Acolchado 2
- ✦ КВИЛТИНГ 2



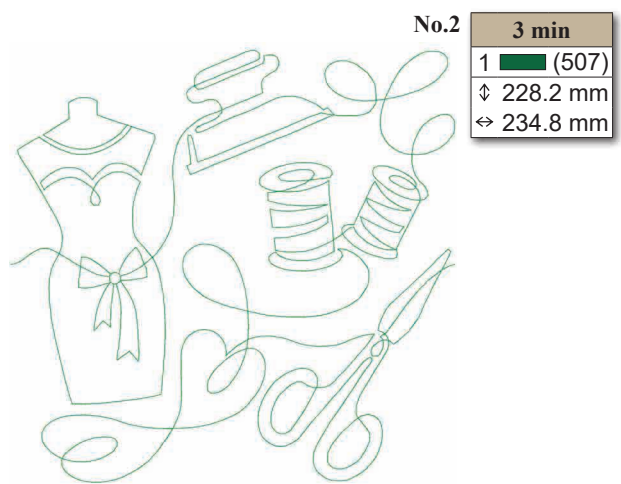
No.1

| 4 min | |
|-------|----------|
| 1 | (214) |
| ↓ | 233.9 mm |
| ↔ | 233.4 mm |



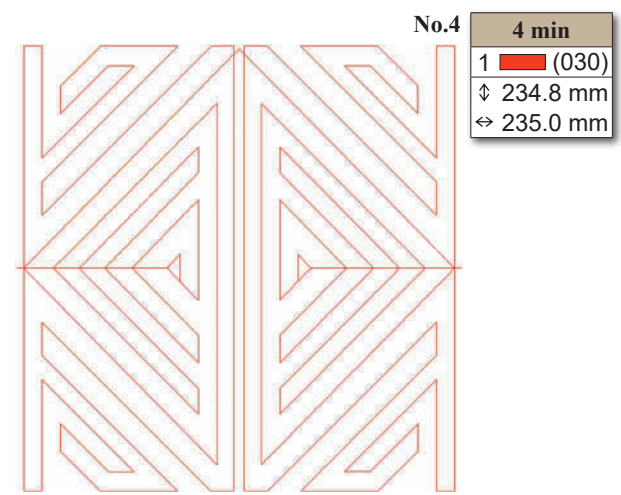
No.3

| 4 min | |
|-------|----------|
| 1 | (019) |
| ↓ | 234.4 mm |
| ↔ | 235.2 mm |



No.2

| 3 min | |
|-------|----------|
| 1 | (507) |
| ↓ | 228.2 mm |
| ↔ | 234.8 mm |

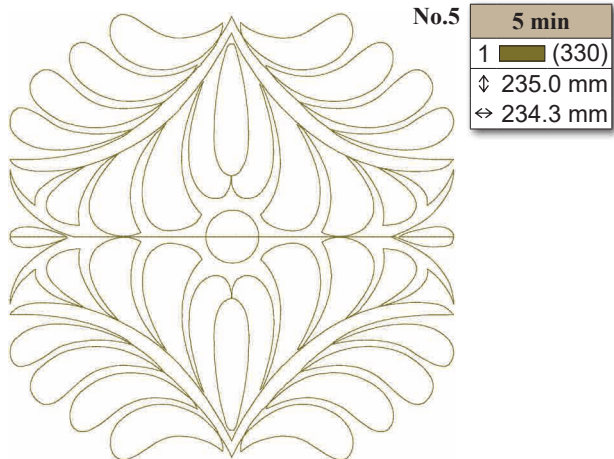


No.4

| 4 min | |
|-------|----------|
| 1 | (030) |
| ↓ | 234.8 mm |
| ↔ | 235.0 mm |


Embroidery Pattern Color Change Table
Tableau de changement de couleur des motifs de broderie
Tabella dei cambi colore dei ricami
Tabela de alteração de cor do padrão de bordado

Stickmuster-Farbtabelle
Kleurwijzigingstabel voor de borduurpatronen
Tabla de cambio de color para patrones de bordado
Таблицы цветов нитей для вышивания



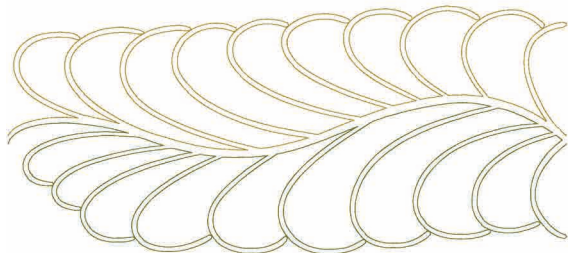
No.5

| 5 min | |
|-------|----------|
| 1 | (330) |
| ↓ | 235.0 mm |
| ↔ | 234.3 mm |



No.8


| 2 min | |
|-------|----------|
| 1 | (614) |
| ↓ | 145.3 mm |
| ↔ | 147.0 mm |



● No.6

3 min


| | |
|---|----------|
| 1 | (517) |
| 2 | (328) |
| ↓ | 295.2 mm |
| ↔ | 131.0 mm |



● No.9

2 min


| | |
|---|----------|
| 1 | (534) |
| ↓ | 294.9 mm |
| ↔ | 130.7 mm |



● No.7

2 min

| | |
|---|----------|
| 1 | (807) |
| ↓ | 295.0 mm |
| ↔ | 126.9 mm |



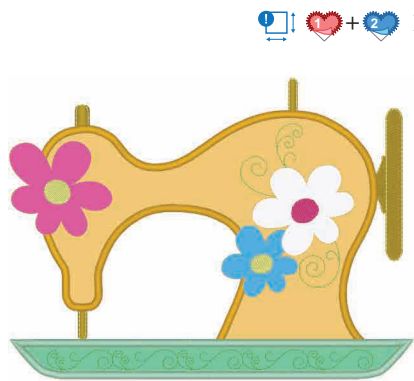
No.10

| 24 min | |
|--------|----------|
| 1 | (406) |
| 2 | (534) |
| 3 | (406) |
| 4 | (534) |
| ↓ | 348.6 mm |
| ↔ | 175.7 mm |



- ❖ Appliqué 2
- ❖ Appliqué 2
- ❖ Applicazione 2
- ❖ Apliques 2

- ❖ Applikation 2
- ❖ Applicatie 2
- ❖ Aplique 2
- ❖ Апликация 2



- A,B,C,D
- Recommended: 2 mm-thick felt
 - Empfohlen: 2 mm dicker Filz
 - Recommandé : Feutrine d'une épaisseur de 2 mm
 - Aanbevoelen: 2 mm dik vilt
 - Consigliato: feltro spesso 2 mm
 - Recomendado: Fielto de 2 mm de gros
 - Recomendamos: feltro de 2 mm de espessura
 - Рекомендуется: фетр толщиной 2 мм

| No.1 | 25 min | |
|------------|--------|---|
| 1 | (086) | A |
| 2 | (001) | B |
| 3 | (812) | C |
| 4 | (019) | |
| 5 | (812) | |
| 6 | (086) | |
| 7 | (328) | |
| 8 | (812) | |
| 9 | (214) | |
| 10 | (214) | |
| 11 | (214) | |
| 12 | (214) | |
| 13 | (542) | |
| 14 | (542) | |
| 15 | (542) | |
| 16 | (542) | |
| 17 | (509) | |
| 18 | | B |
| 19 | (812) | |
| 20 | (812) | |
| 21 | (812) | |
| 22 | (812) | C |
| 23 | (812) | |
| 24 | (086) | A |
| 25 | (086) | |
| 26 | (086) | |
| ↕ 158.9 mm | | |
| ↔ 213.2 mm | | |

Stitch this on the background fabric for placement purposes.
 Dieser Stich dient der Positionierung. Stickten Sie ihn daher auf den Hintergrundstoff.
 Brodez cette étape sur le tissu de base pour le positionnement.
 Borduur op de ondergrondstof - waardoor de plaatsing wordt aangeduid.
 Cucire i punti di posizionamento sul tessuto di fondo.
 Cósalo en la tela de fondo con el fin de colocarlo.
 Costure pontos-guia no forro para facilitar o posicionamento.
 Вышейте этот контур на ткани фона для определения положения аппликации.

Lay the appliqué fabric on top so that it overlaps the placement stitch. Then sew next color.
 Legen Sie den Applikationsstoff darüber, sodass er sich mit dem Positionierungsstich überlappt. Stickten Sie anschließend die nächste Farbe.
 Posez le tissu d'appliqué par-dessus de façon à ce qu'il chevauche le point de positionnement. Brodez ensuite la couleur suivante.
 Leg de applicatiestof er op, zodat deze stof de plaatsingssteek overlapt. Borduur vervolgens de volgende kleur.
 Posarvi sopra il tessuto dell'applicazione in modo che si sovrapponga al punto di posizionamento. Cucire poi il colore successivo.
 Coloque la tela con applique en la parte superior de manera que se superponga a la puntada de colocación. Luego cosa el siguiente color.
 Posicione o tecido do applique por cima, de forma que ele se sobreponha aos pontos-guia. Em seguida, costure a próxima cor.
 Наложите поверх ткань аппликации, чтобы она полностью закрыла вышитый контур. Затем вышейте следующий цвет.

Do not remove fabric from hoop. Remove hoop from the machine and trim appliqué fabric close to stitching. Return hoop to machine and sew the next color.
 Lassen Sie den Stoff in den Rahmen eingespannt. Nehmen Sie den Rahmen aus der Maschine und schneiden Sie überstehenden Applikationsstoff entlang der Stickerei ab. Setzen Sie den Rahmen wieder in die Maschine ein und stickten Sie die nächste Farbe.
 Ne retirez pas le tissu du cercle. Retirez le cercle de la machine et coupez le tissu de l'appliqué à côté de la couture. Remettez le cercle sur la machine et cousez la couleur suivante.
 Verwijder de stof niet uit het borduurraam. Schuif het borduurraam van de machine en knip de applicatiestof dicht bij het stiksel af. Plaats het borduurraam terug op de machine en borduur de volgende kleur.
 Non togliere il tessuto dal telaio. Togliere il telaio dalla macchina e tagliare il tessuto dell'applicazione vicino alla cucitura. Rimontare il telaio sulla macchina e cucire il colore successivo.
 Não remova o tecido do bastidor. Remova o bastidor da máquina e corte o tecido do applique rente à costura. Reinstale o bastidor na máquina e costure a próxima cor.
 Не снимайте ткань с пялец. Снимите пяльцы с машины и обрежьте ткань аппликации рядом со строчкой. Установите пяльцы обратно на машину и вышейте следующий цвет.

stitch will secure appliqué fabric.
 Mit dem Stich „stitch“ wird der Applikationsstoff sicher vernäht.
 Le point stitch permet de fixer le tissu d'appliqué.
 De steek zet de applicatiestof vast.
 Il punto fisserà il tessuto dell'applicazione.
 La puntada asegurará la tela con applique.
 O ponto fixará o tecido do applique.
 Строчка прикрепляет ткань аппликации.

Embroidery Pattern Color Change Table
Tableau de changement de couleur des motifs de broderie
Tabella dei cambi colore dei ricami
Tabela de alteração de cor do padrão de bordado


Stickmuster-Farbtabelle
Kleurwijzigingstabel voor de borduurpatronen
Tabla de cambio de color para patrones de bordado
Таблицы цветов нитей для вышивания



● No.2

| 62 min | | |
|--------------|----------------|---------------|
| 1 ---x (085) | 8 --- (812) | 16 ---- (001) |
| | 9 | |
| 2 --- (085) | 10 | 17 |
| | 11 ---x (542) | 18 |
| 3 | | 19 |
| 4 | 12 ---- (812) | 20 |
| 5 | | 21 |
| 6 ---x (812) | 13 | |
| | 14 | |
| 7 --- (812) | 15 ----x (001) | |
| | | |

↓ 289.1 mm ↔ 189.0 mm



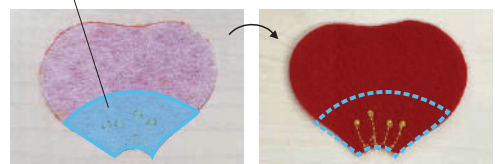
● No.3

- Recommended: 2 mm-thick felt
- Empfohlen: 2 mm dicker Filz
- Recommandé : Feutrine d'une épaisseur de 2 mm
- Aanbevolen: 2 mm dik vilt
- Consigliato: feltro spesso 2 mm
- Recomendado: Fielto de 2 mm de grosa
- Recomendamos: feltro de 2 mm de espessura
- Рекомендуется: фетр толщиной 2 мм

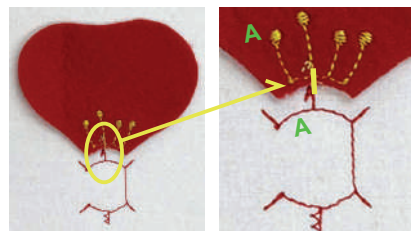
| 5 min | |
|--------------|------------|
| 1 ---- (513) | |
| 2 | A, B, C, D |
| 3 ---x (800) | |
| 4 --- (800) | |
| *1 | |
| 5 | C, D |
| 6 --- (800) | |
| *1 | |
| 7 | |
| 8 ---- (513) | |
| *1 | |
| 9 | |
| 10 | |
| 11 | |
| 12 | |
| ↓ 161.5 mm | |
| ↔ 120.1 mm | |

Precautions/ Hinweise/ Précautions/
 Voorzorgsmaatregelen/ Precauzioni/
 Precauciones/ Precauções/ Меры
 предосторожности

*1 Gluing/ Kleben/ Collage/ Lijmen/ Incollare/ Encolado/
 Colagem/ Склеивание



Positioning/ Positionieren/ Positionnement/ Plaatsen/
 Posizionamento/ Colocación/ Posicionamento/ Расположение







- ❖ Crochet Lace
- ❖ Dentelle au crochet
- ❖ Pizzo all'uncinetto
- ❖ Renda de crochê


- ❖ Häkelspitze
- ❖ Haak- en kantborduurpatronen
- ❖ Cinta de encaje de ganchillo
- ❖ Кружево кроше




 No.1 **25 min**


| | |
|---|---------|
| 1 | (012) |
| ↓ | 91.1 mm |
| ↔ | 92.4 mm |


Country 




 No.3 **29 min**


| | |
|---|---------|
| 1 | (000) |
| ↓ | 73.1 mm |
| ↔ | 80.7 mm |


Country 




 No.5 **24 min**


| | |
|---|---------|
| 1 | (000) |
| 2 | (152) |
| 3 | (000) |
| ↓ | 60.8 mm |
| ↔ | 87.1 mm |


Country 




 No.2 **34 min**


| | |
|---|---------|
| 1 | (000) |
| ↓ | 93.2 mm |
| ↔ | 93.2 mm |


Country 











 No.4 **33 min**

| | |
|---|---------|
| 1 | (000) |
| ↓ | 84.9 mm |
| ↔ | 84.8 mm |

Country 



-  Embroidering on water-soluble stabilizer without any fabric. For details, refer to page 111.
-  Stickten auf wasserlöslicher Stickfolie ohne Stoff. Weitere Informationen finden Sie auf Seite 111.
-  A broder sur du renfort hydrosoluble sans tissu. Pour plus de détails, reportez-vous à la page 111.
-  Borduren op in water oplosbaar verstevigingsmateriaal zonder textiel te gebruiken. Raadpleeg pagina 111 voor meer bijzonderheden.
-  Ricamo su fogli di stabilizzatore idrosolubile senza alcun tessuto. Per i dettagli, fare riferimento a pagina 111.
-  Bordado en láminas de estabilizador soluble en agua sin ninguna tela. Para más detalles, consulte la página 111.
-  Bordado em folhas de entretela solúveis em água sem nenhum tecido. Para obter detalhes, consulte a página 111.
-  Вышивание на водорастворимом стабилизаторе без материала. Подробнее см. на стр. 111.

- ❖ In The Hoop
- ❖ Dans le cadre
- ❖ Nel telaio
- ❖ No bastidor

- ❖ ITH-Stickerei
- ❖ In The Hoop-borduurprojecten
- ❖ En el aro
- ❖ В пяльцах



“In The Hoop Embroidery” is a technique to create a project using an embroidery frame. These patterns cannot be resized. Recommended for use: stabilizer, Brother SA519/BM3.

„In-The-Hoop-Stickerei“ (ITH) ist eine Technik, mit der Projekte im Stickrahmen gefertigt werden. Die Größe dieser Muster kann nicht angepasst werden. Empfohlene Produkte: Stickfolie, Brother SA519/BM3.

« Broderie dans le cadre » est une technique utilisée pour créer un projet avec un cadre à broder. Ces motifs ne peuvent pas être redimensionnés. Utilisation recommandée : renfort de broderie, Brother SA519/BM3.

“In The Hoop-borduurprojecten” bestaan uit een techniek waarbij een project volledig in het borduurraam wordt gemaakt. De grootte van deze borduurpatronen kan niet worden gewijzigd. Aanbevolen voor gebruik: steunstof, Brother SA519/BM3.

“Ricamo nel telaio” è una tecnica per creare un progetto utilizzando un telaio per ricamo. Questi ricami non si possono ridimensionare. Si consiglia di utilizzare: stabilizzatore, Brother SA519/BM3.

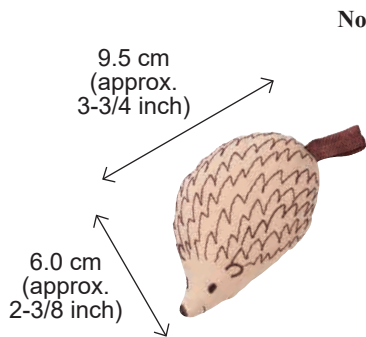
El “Bordado en el aro” es una técnica para crear un proyecto utilizando un bastidor de bordado. Estos patrones no pueden redimensionarse. Uso recomendado: estabilizador, Brother SA519/BM3.

“O bordado no bastidor” é uma técnica para criar um projeto usando um bastidor de bordar. Esses padrões não podem ser redimensionados. Recomendamos o uso de: entretela Brother SA519/BM3.

“Вышивание в пяльцах” — это техника создания вышивки с помощью пялец. Размер этих рисунков невозможно изменить. Рекомендуется для использования: стабилизатор Brother SA519/BM3.

Embroidery Pattern Color Change Table
Tableau de changement de couleur des motifs de broderie
Tabella dei cambi colore dei ricami
Tabela de alteração de cor do padrão de bordado

Stickmuster-Farbtabelle
Kleurwijzigingstabel voor de borduurpatronen
Tabla de cambio de color para patrones de bordado
Таблицы цветов нитей для вышивания



No.1

| 5 min | |
|-------|-------|
| 1 | (202) |
| 2 | (808) |
| 3 | (058) |
| 4 | (202) |
| 5 | (808) |
| 6 | (202) |
| 7 | (808) |

| | |
|--|------------------------------------------------------------------------------------------------------------------------------------------------------------------------------------------------------------------------------------------------------------------------------------|
| | Stabilizer / Stabilisator / Stabilisateur / Versteving / stabilizzatore / estabilizador / Entretela / стабилизатор |
| | Fabric (light-to-mid-weight) / Stoff (leicht bis mittelschwer) / Tissu (Léger et souple) / Stof (dunne of gemiddelde dikte) / Tessuto (peso medio-leggero) / Tela (Peso ligero a medio) / Tecido (gramatura leve a média) / Ткань (легкий или средний (по весу)) |
| | Front / Vorderseite / Endroit / Voor / Lato dritto del tessuto / Frontal / Frente / Лицевая сторона |
| | Back / Rückseite / Envers / Achter / Rovescio / Por detrás / Verso / Изнаночная сторона |
| | Tape / Klebeband / Ruban adhésif / Tape / Nastro adesivo / Cinta / Fita adesiva / Скотч |
| | Cord or Ribbon / Band oder Schleife / Cordelette ou ruban / Koord/draad of lint / Cordoncino o nastro / Cuerda o lazo / Cordão ou fita / Шнур или лента |
| | Cotton / Baumwolle / Coton / Katoen / Cotone / Algodón / Algodão / Наполнитель |

Material / Material / Matériel / Materiaal / Occorrente / Material / Material / Материалы

| | | |
|--|--------|------------------------------------------------|
| |1 | Appropriate amount of cotton stuffing |
| |1 | Angemessene Menge an Baumwoll-Füllung |
| |1 | Quantité adéquate de rembourrage coton |
| |1 | Voltoende katoenvulling |
| |1 | Giusta quantità di imbottitura in cotone |
| |1 | Cantidad adecuada de relleno de algodón |
| |1 | Quantidade necessária de enchimento de algodão |
| |1 | Необходимое количество наполнителя |

How to Make / Vorgehensweise / Comment procéder / Hoe te maken / Come fare / Cómo hacer / Como fazer / Выполнение проекта

1

• Hoop the stabilizer in the embroidery frame. • Spannen Sie die Stickfolie in den Stickrahmen ein. • Cerclez le renfort de broderie dans le cadre à broder. • Span de versteving in het borduurraam. • Inserire lo stabilizzatore nel telaio per ricamo. • Coloque el estabilizador en el bastidor de bordado. • Prenda a entretela no bastidor de bordar. • Закрепите стабилизатор в пяльцах.

2

以降は中級機の枠を使っている。W2も割り切り。

Colors #202 and #808 are stitches for placement only, not part of the finished embroidery pattern. These thread color numbers are provisional. Use any thread color you like that matches the fabric. Prepare the stabilizer according to the size of the embroidery hoop to be used.

Les couleurs n° 202 et n° 808 sont des points de placement uniquement, non pas une partie du motif de broderie fini. Ces numéros de couleurs de fils sont provisoires. Utilisez une couleur de fil de votre choix assortie au tissu. Préparez le renfort de broderie en fonction de la taille du cadre à broder à utiliser.

I colori #202 e #808 sono punti solo per il posizionamento, non fanno parte del ricamo finito. I numeri di questi colori dei fili sono provvisori. Utilizzare il colore del filo che si preferisce e si abbina al tessuto. Preparare lo stabilizzatore in base alle dimensioni del telaio per ricamo da utilizzare.

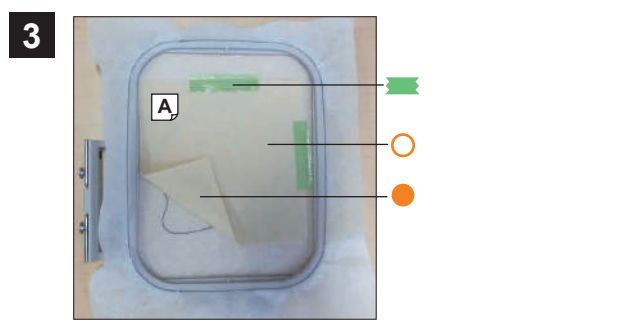
As cores #202 e #808 são apenas para os pontos-guia, não fazem parte do padrão de bordado finalizado. Esses números de cor de linha são provisórios. Use qualquer cor de linha de sua preferência que combine com o tecido. Prepare a entretela de acordo com o tamanho do bastidor a ser utilizado.

Farben #202 und #808 sind Positionierungsstiche und dienen nur der Positionierung. Sie sind nicht Teil des fertigen Stickmusters. Diese Garnfarbennummern sind vorläufig. Sie können eine beliebige, zum Stoff passende Garnfarbe verwenden. Bereiten Sie die Stickfolie vor, indem Sie sie an die Größe des verwendeten Stickrahmens angleichen.

De kleuren #202 en #808 zijn alleen voor plaatsingssteken; ze maken geen deel uit van het uiteindelijke borduurpatroon. Deze garencleuren dienen als voorbeeld. Gebruik elke gewenste draadkleur die u mooi vindt en bij de stof past. Bereid de steunstof/versteving voor in overeenstemming met de grootte van het borduurraam dat u wilt gebruiken.


Los colores #202 y #808 son puntadas solo para colocación, no forman parte del patrón de bordado acabado. Estos números del color del hilo son provisionales. Utilice cualquier color del hilo que le guste y que combine con la tela. Prepare el estabilizador en función del tamaño del aro de bordado que vaya a utilizar.

Строчки цветов № 202 и 808 предназначены только для позиционирования и не являются частью законченного рисунка вышивания. Это временные номера цветов нитей. Используйте нити любого цвета, который подходит к ткани. Подготовьте стабилизатор в соответствии с размером используемых пялец.



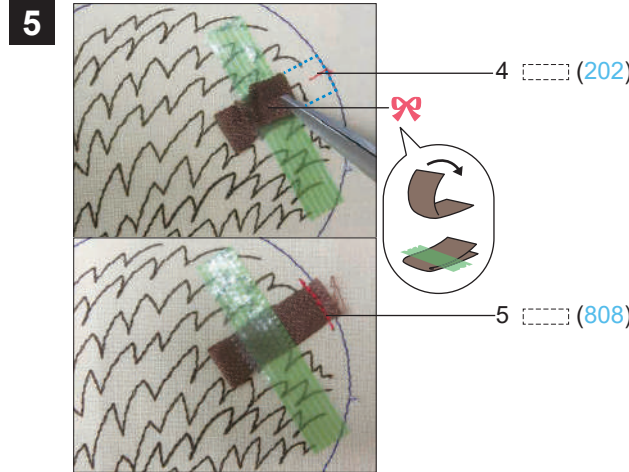
3

- Place fabric A right side up in the frame. Secure it with tape. • Legen Sie Stoff A mit der rechten Seite nach oben in den Rahmen ein. Sichern Sie ihn mit dem Klebeband. • Placez le tissu A dans le cadre avec le côté endroit vers le haut. Sécurisez avec le ruban adhésif. • Plaats de stof met de goede kant naar boven in het borduurraam. Zet vast met tape.
- Posizionare il tessuto A con il lato diritto verso l'alto nel telaio. Fissarlo con del nastro adesivo. • Coloque la tela A con el lado derecho hacia arriba en el bastidor. Asegúrela con cinta. • Coloque o tecido A com o lado direito para cima no bastidor. Prenda com fita adesiva. • Расположите деталь A в пальцах лицевой стороной вверх. Зафиксируйте ее скотчем.



4


- 2 (808)
- 3 (058)



5

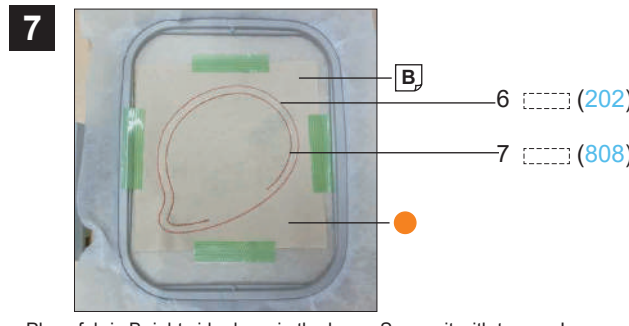
- 4 (202)
- 5 (808)

- Place the cord or ribbon aligning its center to the mark. Secure it with tape. • Setzen Sie das Band oder die Schleife so auf, dass die Mitte an der Markierung liegt. Sichern Sie es mit Klebeband. • Placez la cordelette ou le ruban en ajustant son centre sur la marque. Sécurisez avec le ruban adhésif. • Plaats de koord/draad of lint en lijn het midden uit op de markering. Zet vast met tape. • Posizionare il cordoncino o il nastro allineandone il centro sul riferimento. Fissarlo con del nastro. • Coloque la cuerda o lazo alineando su centro con la marca. Asegúrelo con cinta. • Coloque o cordão ou a fita, alinhando o centro com a marca. Prenda com fita adesiva. • Разместите шнур или ленту, выравнивая центр с меткой. Зафиксируйте скотчем.



6

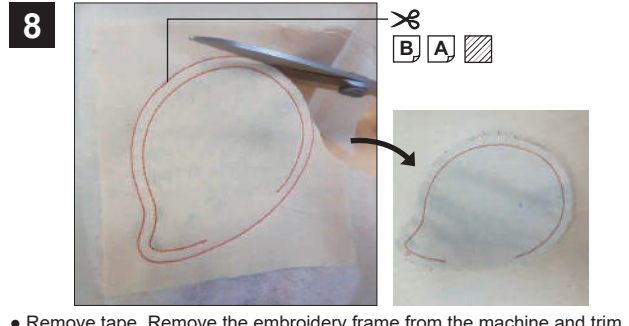
- After stitching is done, remove tape. • Nehmen Sie nach dem Sticken das Klebeband ab. • Une fois la l'étape de broderie réalisée, retirez le ruban adhésif. • Verwijder de tape zodra het koord/lint is vastgezet.
- Completata la cucitura, togliere il nastro. • Una vez realizada la costura, retire la cinta. • Depois de costurar, remova a fita. • После выполнения строчки удалите ленту.



7

- 6 (202)
- 7 (808)

- Place fabric B right side down in the hoop. Secure it with tape. • Legen Sie Stoff B mit der rechten Seite nach unten in den Rahmen ein. Sichern Sie ihn mit dem Klebeband. • Placez le tissu B dans le cadre avec le côté endroit vers le bas. Sécurisez avec le ruban adhésif. • Plaats stof B met de goede kant omlaag in het borduurraam. Zet vast met tape.
- Posizionare il tessuto A con il lato diritto verso il basso nel telaio. Fissarlo con del nastro adesivo. • Coloque la tela B con el lado derecho hacia abajo en el aro. Asegúrela con cinta. • Coloque o tecido B com o lado direito para baixo no bastidor. Prenda com fita adesiva. • Расположите деталь B в пальцах лицевой стороной вниз. Зафиксируйте ее скотчем.



8

- Remove tape. Remove the embroidery frame from the machine and trim fabric close to stitching. • Nehmen Sie das Klebeband ab. Nehmen Sie den Stickrahmen aus der Maschine und schneiden Sie überstehenden Stoff entlang der Stickerei ab. • Retirez le ruban adhésif. Retirez le cadre à broder de la machine et coupez le tissu à côté de la broderie.
- Verwijder de tape. Schuif het borduurraam van de machine en knip de stof dicht bij het stiksel af. • Togliere il nastro. Togliere il telaio per ricamo dalla macchina e tagliare il tessuto vicino alla cucitura. • Retire la cinta. Retire o bastidor de bordado de la máquina y recorte la tela cerca de la costura. • Remova a fita. Remova o bastidor de bordar da máquina e corte o tecido rente à costura. • Удалите ленту. Снимите пальцы с машины и обрежьте ткань рядом со строчкой.

Embroidery Pattern Color Change Table
Tableau de changement de couleur des motifs de broderie
Tabella dei cambi colore dei ricami
Tabela de alteração de cor do padrão de bordado


Stickmuster-Farbtabelle
Kleurwijzigingstabel voor de borduurpatronen
Tabla de cambio de color para patrones de bordado
Таблицы цветов нитей для вышивания

9




- Remove the stabilizer carefully. • Entfernen Sie die Stabilisierung vorsichtig. • Retirez le renfort avec précaution. • Verwijder voorzichtig de steunstof/versteviging. • Rimuovere con cura lo stabilizzatore • Retire con cuidado el estabilizador. • Remova a entretela com cuidado.
- Осторожно удалите стабилизатор.

10

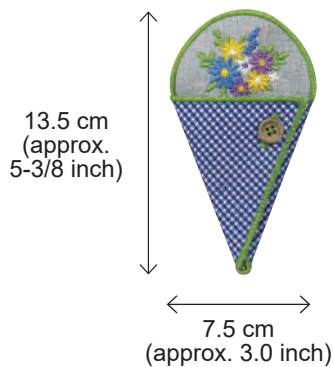


- Turn it right side out through the opening. Fill with cotton stuffing.
- Drehen Sie den Stoff über die Wendeöffnung auf rechts. Füllen Sie das Projekt mit Baumwolle. • Retournez-le sur l'endroit via l'ouverture. Remplissez avec du rembourrage de coton. • Keer de goede kant naar buiten door de opening. Vul het project met een katoenen vulling. • Girare il lato diritto verso l'esterno attraverso l'apertura. Riempire con l'imbottitura di cotone. • Gire el derecho hacia afuera a través de la abertura. Rellene con algodón. • Vire para o lado direito, passando pela abertura. Encha com enchimento de algodão. • Выверните ее лицевой стороной наружу через отверстие. Заполните ее ватным наполнителем.

11



- Stitch the opening closed to complete the project. • Vernähen Sie die Wendeöffnung, um das Projekt fertigzustellen. • Cousez l'ouverture pour la fermer et terminer le projet. • Naai de opening dicht om het project af te maken. • Chiudere l'apertura cucendola per completare il progetto. • Cosa la abertura para cerrarla y completar el proyecto. • Costure a abertura para concluir o projeto. • Зашейте отверстие для завершения изделия.




No.2 **13 min**

| | |
|----|------------|
| 1 |(202) |
| 2 |(808) |
| 3 |(513) |
| 4 |(206) |
| 5 |(010) |
| 6 |(612) |
| 7 |(070) |
| 8 |(206) |
| 9 |(202) |
| 10 |(513) |

- Stabilizer / Stabilisator / Stabilisateur / Versteving / stabilizzatore / estabilizador / Entretela / стабилизатор
- Fabric (light-to-mid-weight) / Stoff (leicht bis mittelschwer) / Tissu (Léger et souple) / Stof (dunne tot gemiddelde dikte) / Tessuto (peso medio-leggero) / Tela (Peso ligero a medio) / Tecido (gramatura leve a média) / Ткань (легкий или средний (по весу))
- Front / Vorderseite / Endroit / Voor / Lato dritto del tessuto / Frontal / Frente / Лицевая сторона
- Back / Rückseite / Envers / Achter / Rovescio / Por detrás / Verso / Изнаночная сторона
- Tape / Klebeband / Ruban adhésif / Tape / Nastro adesivo / Cinta / Fita adesiva / Скотч

Material / Material / Matériel / Materiaal / Occorrente / Material / Material / Материалы



-1
- A ↓ 21 cm × ↔ 17 cm (approx. ↓ 8-1/2 inch × ↔ 6-3/4 inch).....1
- B ↓ 21 cm × ↔ 17 cm (approx. ↓ 8-1/2 inch × ↔ 6-3/4 inch).....1
-1

How to Make / Vorgehensweise / Comment procéder / Hoe te maken / Come fare / Cómo hacer / Como fazer / Выполнение проекта

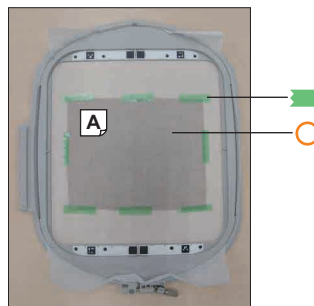
1



- Hoop the stabilizer in the embroidery frame. • Spannen Sie die Stickfolie in den Stickrahmen ein. • Cerclez le renfort de broderie dans le cadre à broder.
- Span de versteving in het borduurraam. • Inserire lo stabilizzatore nel telaio per ricamo. • Coloque el estabilizador en el bastidor de bordado. • Prenda a entretela no bastidor de bordar. • Закрепите стабилизатор в пальцах.


W2は240×240
IIVOはXP3と同等の場合、
272×272で少しだけ大きい。
また、枠にアプリ用のマークが入っている

3



- Place fabric A right side up in the hoop. Secure it with tape. • Legen Sie Stoff A mit der rechten Seite nach oben in den Rahmen ein. Sichern Sie ihn mit dem Klebeband. • Placez le tissu A dans le cadre avec le côté endroit vers le haut. Sécurisez avec le ruban adhésif. • Plaats stof A met de goede kant naar boven in het borduurraam. Zet vast met tape. • Posizionare il tessuto A con il lato dritto verso l'alto nel telaio. Fissarlo con del nastro adesivo. • Coloque la tela A con el lado derecho hacia arriba en el aro. Asegúrela con cinta. • Coloque o tecido A com o lado direito para cima no bastidor. Prenda com fita adesiva.
- Расположите деталь A в пальцах лицевой стороной вверх. Зафиксируйте ее скотчем.

2



1(202)

4

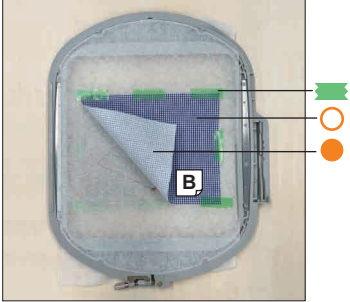


- 2(808)
- 3(513)
- 4(206)
- 5(010)
- 6(612)
- 7(070)
- 8(206)

Embroidery Pattern Color Change Table
Tableau de changement de couleur des motifs de broderie
Tabella dei cambi colore dei ricami
Tabela de alteração de cor do padrão de bordado


Stickmuster-Farbtabelle
Kleurwijzigingstabel voor de borduurpatronen
Tabla de cambio de color para patrones de bordado
Таблицы цветов нитей для вышивания

5



- Remove the embroidery frame from the machine and place fabric B right side up on the back of the frame. Secure it with tape. • Nehmen Sie den Stickrahmen aus der Maschine und legen Sie Stoff B mit der rechten Seite nach oben auf die Rahmenrückseite. Sichern Sie ihn mit dem Klebeband.
- Retirez le cadre à broder de la machine et placez le tissu B avec le côté endroit vers l'arrière du cadre. Sécurisez avec le ruban adhésif. • Schuif het borduurraam van de machine en plaats stof B met de goede kant naar boven aan de achterzijde van het borduurraam. Zet vast met tape.
- Togliere il telaio per ricamo dalla macchina e posizionare il tessuto B con il lato diritto verso l'alto sul retro del telaio. Fissarlo con del nastro adesivo.
- Retire el bastidor de bordado de la máquina y coloque la tela B con el lado derecho hacia arriba en la parte posterior del bastidor. Asegúrela con cinta. • Remova o bastidor de bordar da máquina e coloque o tecido B com o lado direito para cima na parte de trás do bastidor. Prenda com fita adesiva. • Снимите пяльцы с машины и расположите деталь B лицевой стороной вверх на задней стороне пялец. Зафиксируйте ее скотчем.

6




9 (202)

7




- Remove the embroidery frame from the machine. Remove the tapes, and cut only the fabric close to the stitching. • Nehmen Sie den Stickrahmen aus der Maschine. Nehmen Sie die Klebebander ab und schneiden Sie überstehenden Stoff entlang der Stickerei ab. • Retirez le cadre à broder de la machine. Retirez les rubans adhésifs, et coupez uniquement le tissu proche de la broderie. • Schuif het borduurraam van de machine. Verwijder de tape en knip de stof dicht bij het stiksel af.
- Togliere il telaio per ricamo dalla macchina. Togliere i nastri e tagliare solo il tessuto vicino alla cucitura. • Retire el bastidor de bordado de la máquina. Retire las cintas y corte solo la tela cerca de la costura. • Retire o bastidor de bordar da máquina. Remova as fitas e corte apenas o tecido, rente a costura. • Снимите пяльцы с машины. Удалите ленты, прорежьте только ткань рядом со строчкой.

8




10 (513)

9



- Remove the extra stabilizer. Open the buttonhole. Attach the button. The project is complete. • Entfernen Sie überstehende Stickfolie. Öffnen Sie das Knopfloch. Bringen Sie den Knopf an. Das Projekt ist nun fertig.
- Enlevez l'excédent de renfort de broderie. Ouvrez la boutonnière. Attachez le bouton. Le projet est terminé. • Verwijder de extra steunstof. Open het knoopsgat. Bevestig de knoop. Het project is klaar. • Togliere lo stabilizzatore in eccesso. Aprire l'asola. Applicare il bottone. Il progetto è completato. • Retire el estabilizador adicional. Abra el ojal. Coloque el botón. El proyecto se ha completado. • Remova o excesso de entreteia. Abra a casa do botão. Prenda o botão. Você concluiu o projeto. • Удалите излишек стабилизатора. Прорежьте петлю. Пришейте пуговицу. Теперь изделие готово.




No.3

| 13 min | |
|---------|----------|
| 1 (202) | 10 (086) |
| 2 (808) | 11 (124) |
| 3 (086) | 12 (704) |
| 4 (704) | 13 (202) |
| 5 (420) | 14 (808) |
| 6 (124) | 15 (202) |
| 7 (420) | 16 (808) |
| 8 (086) | 17 (202) |
| 9 (420) | 18 (808) |

- Stabilizer / Stabilisator / Stabilisateur / Versteving / stabilizzatore / estabilizador / Entretela / стабилизатор
- Fabric (light-to-mid-weight) / Stoff (leicht bis mittelschwer) / Tissu (léger et souple) / Stof (dunne tot gemiddelde dikte) / Tessuto (peso medio-leggero) / Tela (Peso ligero a medio) / Tecido (gramatura leve a média) / Ткань (легкий или средний (по весу))
- Front / Vorderseite / Endroit / Voor / Lato dritto del tessuto / Frontal / Frente / Лицевая сторона
- Back / Rückseite / Envers / Achter / Rovescio / Por detrás / Verso / Изнаночная сторона
- Tape / Klebeband / Ruban adhésif / Tape / Nastro adesivo / Cinta / Fita adesiva / Скотч
- Cord or Ribbon / Band oder Schleife / Cordelette ou ruban / Koord/ draad of lint / Cordoncino o nastro / Cuerda o lazo / Cordão ou fita / Шнур или лента

Material / Material / Matériel / Materiaal / Occorrente / Material / Material / Материалы



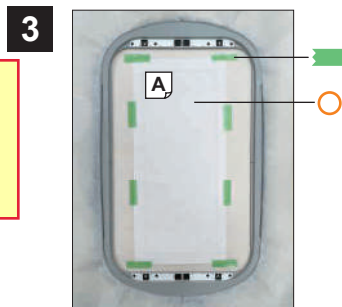
- 1
- A ↓ 40 cm × ⇔ 18 cm (approx. ↓ 16 inch × ⇔ 7 inch)..... 1
- B ↓ 40 cm × ⇔ 18 cm (approx. ↓ 16 inch × ⇔ 7 inch)..... 1
- C ↓ 31 cm × ⇔ 22 cm (approx. ↓ 12-1/4 inch × ⇔ 8-3/4 inch)..... 1
- ↓ 1.5 cm × ⇔ 10 cm (approx. ↓ 5/8 inch × ⇔ 4 inch)..... 1

How to Make / Vorgehensweise / Comment procéder / Hoe te maken / Come fare / Cómo hacer / Como fazer / Выполнение проекта




- Hoop the stabilizer in the embroidery frame. • Spannen Sie die Stickfolie in den Stickrahmen ein. • Cerclez le renfort de broderie dans le cadre à broder. • Span de versteving in het borduurraam. • Inserire lo stabilizzatore nel telaio per ricamo. • Coloque el estabilizador en el bastidor de bordado. • Prenda a entretela no bastidor de bordar. • Закрепите стабилизатор в пяльцах.

W2は360×240
IIVOの最大枠は465×297

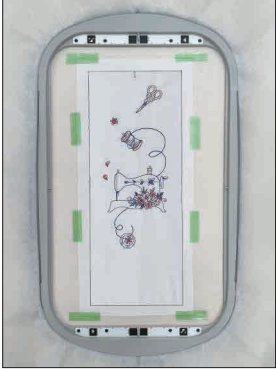
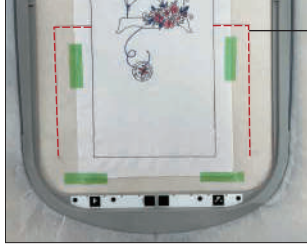
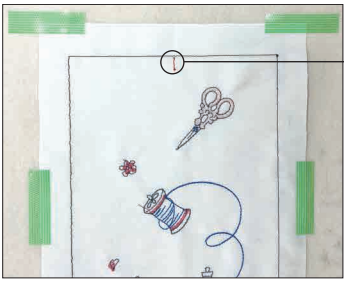
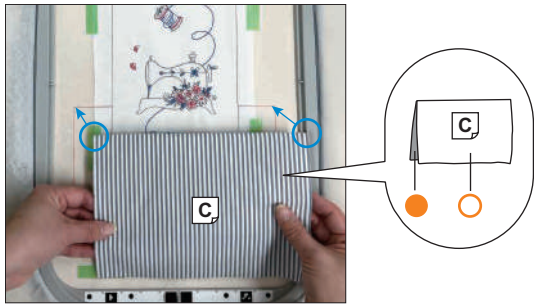
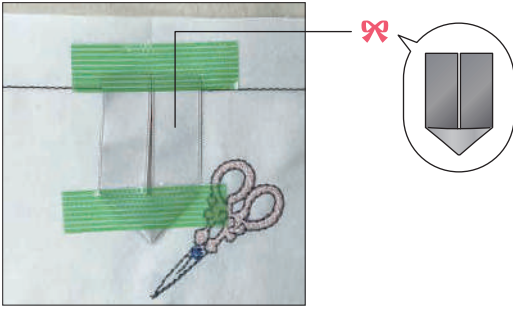




- Place fabric A right side up inside the frame. Secure it with tape. • Legen Sie Stoff A mit der rechten Seite nach oben in den Rahmen ein. Sichern Sie ihn mit dem Klebeband. • Placez le tissu A dans le cadre avec le côté endroit vers le haut. Sécurisez avec le ruban adhésif. • Plaats stof A met de goede kant naar boven in het borduurraam. Zet vast met tape. • Posizionare il tessuto A con il lato dritto verso l'alto all'interno del telaio. Fissarlo con del nastro adesivo. • Coloque la tela A con el lado derecho en el interior del bastidor. Asegúrela con cinta. • Coloque o tecido A com o lado direito para cima, dentro do bastidor. Prenda com fita adesiva. • Расположите деталь A внутри пялец лицевой стороной вверх. Зафиксируйте ее скотчем.



Embroidery Pattern Color Change Table
Tableau de changement de couleur des motifs de broderie
Tabella dei cambi colore dei ricami
Tabela de alteração de cor do padrão de bordado

Stickmuster-Farbtabelle
Kleurwijzigingstabel voor de borduurpatronen
Tabla de cambio de color para patrones de bordado
Таблицы цветов нитей для вышивания

| | | |
|-------------------------------------------------------------------------------------------------------------------------------------------------------------------------------------------------------------------------------------------------------------------------------------------------------------------------------------------------------------------------------------------------------------------------------------------------------------------------------------------------------------------------------------------------------------------------------------------------------------------------------------------------------------------------------------------------------------------------------------------------------------------------------------------------------------------------------------------------------------------------------------------------------|--------------------------------------------------------------------------------------------------------------------------------------------------------------------------------------------------------------------------------------------------------------------------------------------------------------------------------------------------------------------------------------------------------------------------------------------------------------------------------------------------------------------------------------------------------------------------------------------------------------------------------------------------------------------------------------------------------------------------------------------------------------------------------------------------------------------------------------------------------------------------------------------------------------------------------------------------------------------------------------------------------------------------------------------------------------------------------------------------------------------------------------------------------------------------------------------------------------------------------------------------------------------------------------------------------------------------------------------------------------------------------------------------------------------------------------------------------------------------------------------------|------------------------------------------------------------------------------------------------------------------------|
| <p>4</p>  | <p>2 [] (808) 3 [] (086) 4 [] (704) 5 [] (420) 6 [] (124) 7 [] (420) 8 [] (086) 9 [] (420) 10 [] (086) 11 [] (124) 12 [] (704)</p> | <p>8</p>  <p>15 [] (202)</p> |
| <p>5</p>  <p>13 [] (202)</p> | <p>9</p>  <p>• Fold fabric C in half wrong-sides together. Place in frame with the fold aligned with top placement stitches. Secure it with tape. • Falten Sie den Stoff C auf die Hälfte, wobei die Stoffrückseite innen liegen muss. Legen Sie den Stoff in den Rahmen ein und richten Sie die Falte an den oberen Positionierungsstichen aus. Sichern Sie ihn mit dem Klebeband. • Pliez le tissu C en deux, envers sur envers. Placez-le dans le cadre avec le pli aligné sur les points de placement supérieurs. Sécurisez avec le ruban adhésif. • Vouw stof C dubbel, met de goede kant naar buiten. Plaats het in het borduurraam en zorg dat de vouw is uitgelijnd met de plaatsingssteken. Zet vast met tape. • Piegare il tessuto C a metà rovescio contro rovescio. Posizionare nel telaio con la piega allineata ai punti di posizionamento superiori. Fissarlo con del nastro adesivo. • Doble la tela C por la mitad con los reverses juntos. Colóquelo en el bastidor con el pliegue alineado con las puntadas de colocación superiores. Asegúrela con cinta. • Dobre o tecido C ao meio com os lados avessos juntos. Coloque no bastidor com a dobra alinhada com os pontos-guia superiores. Prenda com fita adesiva. • Сложите деталь C пополам изнаночной стороной внутрь. Установите ее в пальцах, совместив складку с верхним простроченным контуром. Зафиксируйте ее скотчем.</p> | |
| <p>6</p>  <p>• Place the cord or ribbon so that it is aligned with the mark. Secure it with tape. • Legen Sie die Kordel oder das Schleifenband entsprechend der Markierung auf. Sichern Sie ihn mit dem Klebeband. • Placez le cordon ou le ruban de façon à l'aligner sur le repère. Sécurisez avec le ruban adhésif. • Plaats het koord of lint op dezelfde hoogte als de markering. Zet vast met tape. • Posizionare il cordoncino o la fettuccia in modo che sia allineata al segno. Fissarlo con del nastro adesivo. • Coloque el cordón o la cinta de modo que quede alineado con la marca. Asegúrela con cinta. • Coloque o cordão ou a fita, de modo que fique alinhada com a marca. Prenda com fita adesiva. • Расположите шнур или ленту, совместив его с отметкой. Зафиксируйте ее скотчем.</p> | <p>10</p>  <p>16 [] (808)</p> | |
| <p>7</p>  <p>14 [] (808)</p> | | |



11

● Remove the tapes. Fold the cloth and secure it with tape ①. Turn the vertical fold to the outside and secure it with tape ②. Do the same on the opposite side. ● Nehmen Sie die Klebebänder ab. Falten Sie den Stoff und sichern Sie ihn mit Klebeband ①. Drehen Sie die vertikale Falte nach außen und sichern Sie sie mit Klebeband ②. Wiederholen Sie den Vorgang auf der anderen Seite. ● Retirez les rubans adhésifs. Pliez le tissu et fixez-le avec le ruban adhésif ①. Tournez le pli vertical vers l'extérieur et fixez-le avec du ruban adhésif ②. Procédez de même sur le côté opposé. ● Verwijder de tape. Vouw de stof en zet deze vast met tape ①. Draai de verticale vouw naar de buitenkant en zet deze vast met tape ②. Herhaal hetzelfde voor de andere kant. ● Togliere i nastri. Piegare il panno e fissarlo con il nastro ①. Ruotare la piega verticale verso l'esterno e fissarla con il nastro ②. Fare lo stesso sul lato opposto. ● Retire las cintas. Doble la tela y fíjela con cinta adhesiva ①. Gire el pliegue vertical hacia el exterior y fíjelo con cinta adhesiva ②. Haga lo mismo en el lado opuesto. ● Remova as fitas adesivas. Dobre o tecido e prenda com fita adesiva ①. Vire a dobra vertical para fora e prenda com fita adesiva ②. Faça o mesmo no lado oposto. ● Удалите ленты. Сложите ткань и закрепите ее лентой ①. Выверните вертикальную складку наружу и закрепите ее лентой ②. Сделайте то же с противоположной стороны.

12

● Secure it with tape and then sew ① - ⑧. ● Sichern Sie alles mit Klebeband und sticken Sie ① bis ⑧. ● Fixez-le à l'aide de ruban adhésif, puis brodez ① - ⑧. ● Zet vast met tape en borduur vervolgens ① - ⑧. ● Fissarlo con il nastro e cucire ① - ⑧. ● Fijelo con cinta adhesiva y luego cose ① - ⑧. ● Prenda com fita adesiva e, então, costure ① - ⑧. ● Закрепите ее лентой и выполните строчки ① - ⑧.

13

● Remove the tapes. ● Nehmen Sie die Klebebänder ab. ● Retirez les rubans adhésifs. ● Verwijder de tape. ● Togliere i nastri. ● Retire las cintas. ● Remova as fitas adesivas. ● Удалите ленты.


14

● Place fabric B wrong side up. Secure it with tape. ● Legen Sie Stoff B mit der linken Seite nach oben auf. Sichern Sie ihn mit dem Klebeband. ● Placez le tissu B avec le côté envers vers le haut. Sécurisez avec le ruban adhésif. ● Plaats stof B met de verkeerde kant naar boven. Zet vast met tape. ● Posizionare il tessuto B con il rovescio verso l'alto. Fissarlo con del nastro adesivo. ● Coloque la tela B con el revés hacia arriba. Asegúrela con cinta. ● Coloque o tecido B com o avesso para cima. Prenda com fita adesiva. ● Расположите деталь B изнаночной стороной вверх. Зафиксируйте ее скотчем.

Embroidery Pattern Color Change Table
Tableau de changement de couleur des motifs de broderie
Tabella dei cambi colore dei ricami
Tabela de alteração de cor do padrão de bordado


Stickmuster-Farbtabelle
Kleurwijzigingstabel voor de borduurpatronen
Tabla de cambio de color para patrones de bordado
Таблицы цветов нитей для вышивания

15



18 (808)

16



- Remove the material from the embroidery frame, and remove the tapes. Trim fabric close to the stitching for the outside frame and carefully remove the stabilizer. • Nehmen Sie das Material aus dem Stickrahmen und nehmen Sie die Klebebänder ab. Schneiden Sie überstehenden Stoff im äußeren Rahmen entlang der Stickerei ab und entfernen Sie vorsichtig die Stickfolie. • Enlevez le matériel du cadre à broder, puis retirez les rubans adhésifs. Coupez le tissu à côté de la broderie pour le cadre extérieur et retirez avec précaution le renfort de broderie. • Verwijder het materiaal uit het borduurraam en verwijder de tape. Knip de stof dicht bij het stiksel voor het buitenraam af en verwijder voorzichtig de steunstof. • Togliere il materiale dal telaio per ricamo e rimuovere il nastro adesivo. Tagliare il tessuto vicino alla cucitura del telaio esterno e togliere con attenzione lo stabilizzatore. • Retire el material del bastidor de bordado y retire las cintas adhesivas. Recorte la tela cerca de la costura para el bastidor exterior y retire con cuidado el estabilizador. • Remova o material do bastidor de bordar e remova as fitas. Corte o tecido rente à costura do bastidor externo e remova a entretela cuidadosamente. • Снимите материал с пялец и удалите ленты. Обрежьте ткань около строчки на наружном ободе и осторожно удалите стабилизатор.

17



- Turn it right side out through the opening. • Drehen Sie den Stoff über die Wendeöffnung auf rechts. • Retournez-le sur l'endroit via l'ouverture. • Draai de goede kant naar buiten door de opening. • Girare il lato diritto verso l'esterno attraverso l'apertura. • Gire el derecho hacia afuera a través de la abertura. • Vire para o lado direito passando pela abertura. • Выверните ее лицевой стороной наружу через отверстие.

18



- Stitch the opening closed. • Vernähen Sie die Wendeöffnung. • Cousez l'ouverture pour la fermer. • Naai de opening dicht. • Chiudere l'apertura cucendola. • Costure a abertura para fechá-la. • Costure a abertura. • Застрочите отверстие.




- ✿ Floral Alphabet #1
- ✿ Alphabet floral #1
- ✿ Alfabeto floreale #1
- ✿ Alfabeto floral n.º 1

- ✿ Blumenbuchstaben #1
- ✿ Bloemenalfabet #1
- ✿ Alfabeto floral #1
- ✿ Алфавит "Цветочный" #1




No.1 **12 min**




| | |
|---|----------|
| 1 | ■ (214) |
| 2 | ■ (348) |
| 3 | ■ (019) |
| 4 | ■ (515) |
| 5 | ■ (030) |
| ↓ | 135.5 mm |
| ↔ | 132.4 mm |

No.5 **11 min**




| | |
|---|----------|
| 1 | ■ (214) |
| 2 | ■ (348) |
| 3 | ■ (030) |
| 4 | ■ (515) |
| 5 | ■ (019) |
| ↓ | 123.1 mm |
| ↔ | 102.7 mm |

No.9 **7 min**




| | |
|---|----------|
| 1 | ■ (214) |
| 2 | ■ (348) |
| 3 | ■ (019) |
| 4 | ■ (515) |
| 5 | ■ (030) |
| ↓ | 123.6 mm |
| ↔ | 63.8 mm |

No.2 **12 min**




| | |
|---|----------|
| 1 | ■ (214) |
| 2 | ■ (348) |
| 3 | ■ (030) |
| 4 | ■ (515) |
| 5 | ■ (019) |
| ↓ | 121.4 mm |
| ↔ | 92.0 mm |

No.6 **8 min**




| | |
|---|----------|
| 1 | ■ (214) |
| 2 | ■ (348) |
| 3 | ■ (515) |
| 4 | ■ (030) |
| 5 | ■ (019) |
| ↓ | 117.8 mm |
| ↔ | 88.9 mm |

No.10 **7 min**




| | |
|---|----------|
| 1 | ■ (214) |
| 2 | ■ (348) |
| 3 | ■ (030) |
| 4 | ■ (515) |
| 5 | ■ (019) |
| ↓ | 140.8 mm |
| ↔ | 80.4 mm |

No.3 **10 min**




| | |
|---|----------|
| 1 | ■ (214) |
| 2 | ■ (348) |
| 3 | ■ (030) |
| 4 | ■ (515) |
| 5 | ■ (019) |
| ↓ | 123.1 mm |
| ↔ | 102.6 mm |

No.7 **12 min**




| | |
|---|----------|
| 1 | ■ (214) |
| 2 | ■ (348) |
| 3 | ■ (515) |
| 4 | ■ (030) |
| 5 | ■ (019) |
| ↓ | 139.9 mm |
| ↔ | 100.2 mm |

No.11 **12 min**




| | |
|---|----------|
| 1 | ■ (214) |
| 2 | ■ (348) |
| 3 | ■ (019) |
| 4 | ■ (515) |
| 5 | ■ (030) |
| ↓ | 105.4 mm |
| ↔ | 117.7 mm |

No.4 **11 min**




| | |
|---|----------|
| 1 | ■ (214) |
| 2 | ■ (348) |
| 3 | ■ (515) |
| 4 | ■ (030) |
| 5 | ■ (019) |
| ↓ | 109.5 mm |
| ↔ | 104.7 mm |

No.8 **10 min**



| | |
|---|----------|
| 1 | ■ (214) |
| 2 | ■ (348) |
| 3 | ■ (515) |
| 4 | ■ (030) |
| 5 | ■ (019) |
| ↓ | 127.6 mm |
| ↔ | 105.8 mm |

No.12 **9 min**




| | |
|---|----------|
| 1 | ■ (214) |
| 2 | ■ (348) |
| 3 | ■ (030) |
| 4 | ■ (515) |
| 5 | ■ (019) |
| ↓ | 105.3 mm |
| ↔ | 100.1 mm |

Embroidery Pattern Color Change Table
Tableau de changement de couleur des motifs de broderie
Tabella dei cambi colore dei ricami
Tabela de alteração de cor do padrão de bordado


Stickmuster-Farbtabelle
Kleurwijzigingstabel voor de borduurpatronen
Tabla de cambio de color para patrones de bordado
Таблицы цветов нитей для вышивания

No.13 **13 min**




| | | |
|------------|--|-------|
| 1 | | (214) |
| 2 | | (348) |
| 3 | | (515) |
| 4 | | (019) |
| 5 | | (030) |
| ↓ 129.4 mm | | |
| ↔ 144.5 mm | | |

No.18 **12 min**




| | | |
|------------|--|-------|
| 1 | | (214) |
| 2 | | (348) |
| 3 | | (019) |
| 4 | | (515) |
| 5 | | (030) |
| ↓ 113.9 mm | | |
| ↔ 110.4 mm | | |

No.23 **13 min**




| | | |
|------------|--|-------|
| 1 | | (214) |
| 2 | | (348) |
| 3 | | (030) |
| 4 | | (515) |
| 5 | | (019) |
| ↓ 102.2 mm | | |
| ↔ 125.7 mm | | |

No.14 **11 min**




| | | |
|------------|--|-------|
| 1 | | (214) |
| 2 | | (348) |
| 3 | | (515) |
| 4 | | (030) |
| 5 | | (019) |
| ↓ 110.6 mm | | |
| ↔ 108.6 mm | | |

No.19 **11 min**




| | | |
|------------|--|-------|
| 1 | | (214) |
| 2 | | (348) |
| 3 | | (019) |
| 4 | | (515) |
| 5 | | (030) |
| ↓ 121.0 mm | | |
| ↔ 93.8 mm | | |

No.24 **12 min**




| | | |
|------------|--|-------|
| 1 | | (214) |
| 2 | | (348) |
| 3 | | (515) |
| 4 | | (030) |
| 5 | | (019) |
| ↓ 103.7 mm | | |
| ↔ 121.6 mm | | |

No.15 **11 min**




| | | |
|------------|--|-------|
| 1 | | (214) |
| 2 | | (348) |
| 3 | | (030) |
| 4 | | (515) |
| 5 | | (019) |
| ↓ 102.8 mm | | |
| ↔ 91.1 mm | | |

No.20 **10 min**




| | | |
|------------|--|-------|
| 1 | | (214) |
| 2 | | (348) |
| 3 | | (019) |
| 4 | | (515) |
| 5 | | (030) |
| ↓ 102.5 mm | | |
| ↔ 104.1 mm | | |

No.25 **9 min**




| | | |
|------------|--|-------|
| 1 | | (214) |
| 2 | | (348) |
| 3 | | (019) |
| 4 | | (515) |
| 5 | | (030) |
| ↓ 138.1 mm | | |
| ↔ 120.0 mm | | |

No.16 **10 min**



| | | |
|------------|--|-------|
| 1 | | (214) |
| 2 | | (348) |
| 3 | | (030) |
| 4 | | (515) |
| 5 | | (019) |
| ↓ 112.1 mm | | |
| ↔ 101.7 mm | | |

No.21 **9 min**




| | | |
|------------|--|-------|
| 1 | | (214) |
| 2 | | (348) |
| 3 | | (515) |
| 4 | | (019) |
| 5 | | (030) |
| ↓ 103.2 mm | | |
| ↔ 108.0 mm | | |

No.26 **10 min**




| | | |
|------------|--|-------|
| 1 | | (214) |
| 2 | | (348) |
| 3 | | (019) |
| 4 | | (515) |
| 5 | | (030) |
| ↓ 104.8 mm | | |
| ↔ 120.9 mm | | |

No.17 **11 min**



| | | |
|------------|--|-------|
| 1 | | (214) |
| 2 | | (348) |
| 3 | | (019) |
| 4 | | (515) |
| 5 | | (030) |
| ↓ 120.7 mm | | |
| ↔ 93.2 mm | | |


No.22 **8 min**




| | | |
|------------|--|-------|
| 1 | | (214) |
| 2 | | (348) |
| 3 | | (019) |
| 4 | | (515) |
| 5 | | (030) |
| ↓ 126.0 mm | | |
| ↔ 123.4 mm | | |

◆Example ◆Beispiel ◆Exemple ◆Voorbeeld
 ◆Esempio ◆Ejemplo ◆Example ◆Пример

12 min



| | | |
|------------|--|-------|
| 1 | | (214) |
| 2 | | (348) |
| 3 | | (019) |
| 4 | | (515) |
| 5 | | (030) |
| ↓ 135.5 mm | | |
| ↔ 132.4 mm | | |





No.27

| 1 min | |
|-------|---------|
| 1 | ■ (214) |
| 2 | ■ (030) |
| 3 | ■ (515) |
| ↓ | 18.2 mm |
| ↔ | 22.4 mm |



No.28

| 5 min | |
|-------|----------|
| 1 | ■ (214) |
| 2 | ■ (515) |
| 3 | ■ (019) |
| 4 | ■ (030) |
| ↓ | 49.3 mm |
| ↔ | 186.1 mm |



No.29

| 6 min | |
|-------|----------|
| 1 | ■ (019) |
| 2 | ■ (214) |
| 3 | ■ (030) |
| ↓ | 57.3 mm |
| ↔ | 172.8 mm |



No.30

| 5 min | |
|-------|----------|
| 1 | ■ (214) |
| 2 | ■ (030) |
| 3 | ■ (019) |
| ↓ | 40.9 mm |
| ↔ | 179.5 mm |



Embroidery Pattern Color Change Table
 Tableau de changement de couleur des motifs de broderie
 Tabella dei cambi colore dei ricami
 Tabela de alteração de cor do padrão de bordado

Stickmuster-Farbtabelle
 Kleurwijzigingstabel voor de borduurpatronen
 Tabla de cambio de color para patrones de bordado
 Таблицы цветов нитей для вышивания

- ✦ Calligraphy
- ✦ Calligraphie
- ✦ Calligrafia
- ✦ Caligrafia

- ✦ Kalligrafie
- ✦ Kalligrafie
- ✦ Caligrafía
- ✦ Каллиграфия




| | | |
|--------------------------------------------------------------------------------------------------------------------------------------------------------------------------------------------------------------|--------------------------------------------------------------------------------------------------------------------------------------------------------------------------------------------------------------|-----------------------------------------------------------------------------------------------------------------------------------------------------------------------------------------------------------------|
| <p>No.1 12 min 1 ■ (900) ↓ 129.3 mm ↔ 155.4 mm</p>  | <p>No.5 12 min 1 ■ (900) ↓ 125.6 mm ↔ 84.2 mm</p>  | <p>No.9 9 min 1 ■ (900) ↓ 128.2 mm ↔ 103.8 mm</p>  |
| <p>No.2 13 min 1 ■ (900) ↓ 132.8 mm ↔ 97.7 mm</p>  | <p>No.6 11 min 1 ■ (900) ↓ 130.3 mm ↔ 118.5 mm</p>  | <p>No.10 12 min 1 ■ (900) ↓ 154.1 mm ↔ 108.5 mm</p>  |
| <p>No.3 11 min 1 ■ (900) ↓ 127.0 mm ↔ 88.6 mm</p>  | <p>No.7 13 min 1 ■ (900) ↓ 134.2 mm ↔ 82.5 mm</p>  | <p>No.11 16 min 1 ■ (900) ↓ 141.8 mm ↔ 145.5 mm</p>  |
| <p>No.4 15 min 1 ■ (900) ↓ 125.7 mm ↔ 103.3 mm</p>  | <p>No.8 13 min 1 ■ (900) ↓ 134.2 mm ↔ 143.4 mm</p>  | <p>No.12 15 min 1 ■ (900) ↓ 144.5 mm ↔ 141.7 mm</p>  |



No.13 19 min
 1 ■■■ (900)
 ↓ 146.5 mm
 ⇔ 148.4 mm



No.18 15 min
 1 ■■■ (900)
 ↓ 136.9 mm
 ⇔ 139.0 mm



No.14 16 min
 1 ■■■ (900)
 ↓ 134.3 mm
 ⇔ 151.4 mm




No.19 12 min
 1 ■■■ (900)
 ↓ 129.5 mm
 ⇔ 120.1 mm



No.15 14 min
 1 ■■■ (900)
 ↓ 137.2 mm
 ⇔ 99.8 mm



No.20 11 min
 1 ■■■ (900)
 ↓ 133.2 mm
 ⇔ 116.3 mm



No.16 14 min
 1 ■■■ (900)
 ↓ 136.5 mm
 ⇔ 120.8 mm



No.21 17 min
 1 ■■■ (900)
 ↓ 136.6 mm
 ⇔ 128.4 mm



No.17 16 min
 1 ■■■ (900)
 ↓ 141.9 mm
 ⇔ 97.6 mm










No.22 11 min
 1 ■■■ (900)
 ↓ 132.3 mm
 ⇔ 142.8 mm





Embroidery Pattern Color Change Table
 Tableau de changement de couleur des motifs de broderie
 Tabella dei cambi colore dei ricami
 Tabela de alteração de cor do padrão de bordado


Stickmuster-Farbtabelle
 Kleurwijzigingstabel voor de borduurpatronen
 Tabla de cambio de color para patrones de bordado
 Таблицы цветов нитей для вышивания


| | | | | | |
|-------------------------------------------------------------------------------------|---------------------------------------------------------------------------------------------------------------------------|-------------------------------------------------------------------------------------|-------------------------------------------------------------------------------------------------------------------------|--------------------------------------------------------------------------------------------------------------------------------------------------------------------------------|-------------------------------------------------------------------------------------------------------------------------|
|  | <p>No.23 19 min 1 ■ (900) ↓ 140.0 mm ⇔ 158.1 mm</p> |  | <p>No.28 9 min 1 ■ (900) ↓ 112.6 mm ⇔ 55.1 mm</p> |  | <p>No.34 9 min 1 ■ (900) ↓ 113.2 mm ⇔ 58.4 mm</p> |
|  | <p>No.24 16 min 1 ■ (900) ↓ 134.4 mm ⇔ 117.2 mm</p> |  | <p>No.29 4 min 1 ■ (900) ↓ 57.8 mm ⇔ 45.7 mm</p> |  | <p>No.35 3 min 1 ■ (900) ↓ 66.2 mm ⇔ 31.0 mm</p> |
|  | <p>No.25 14 min 1 ■ (900) ↓ 138.1 mm ⇔ 95.9 mm</p> |  | <p>No.30 9 min 1 ■ (900) ↓ 120.5 mm ⇔ 75.4 mm</p> |  | <p>No.36 6 min 1 ■ (900) ↓ 115.3 mm ⇔ 58.4 mm</p> |
|  | <p>No.26 14 min 1 ■ (900) ↓ 137.6 mm ⇔ 148.9 mm</p> |  | <p>No.31 4 min 1 ■ (900) ↓ 58.9 mm ⇔ 47.7 mm</p> |  | <p>No.37 9 min 1 ■ (900) ↓ 113.4 mm ⇔ 61.8 mm</p> |
|  | <p>No.27 5 min 1 ■ (900) ↓ 58.0 mm ⇔ 62.8 mm</p> |  | <p>No.32 8 min 1 ■ (900) ↓ 145.7 mm ⇔ 49.4 mm</p> |  | <p>No.38 6 min 1 ■ (900) ↓ 112.9 mm ⇔ 44.5 mm</p> |
| | |  | <p>No.33 9 min 1 ■ (900) ↓ 111.4 mm ⇔ 63.7 mm</p> |   | <p>No.39 10 min 1 ■ (900) ↓ 61.5 mm ⇔ 80.5 mm</p> |
| | | | | | <p>No.40 7 min 1 ■ (900) ↓ 61.6 mm ⇔ 61.9 mm</p> |





No.41 **5 min**
 1  (900)
 ↓ 62.1 mm
 ⇔ 54.0 mm


No.48 **4 min**
 1  (900)
 ↓ 61.9 mm
 ⇔ 51.6 mm

No.55 **8 min**
 1  (900)
 ↓ 96.0 mm
 ⇔ 71.1 mm


No.42 **8 min**
 1  (900)
 ↓ 109.1 mm
 ⇔ 67.3 mm


No.49 **7 min**
 1  (900)
 ↓ 61.8 mm
 ⇔ 77.6 mm


No.56 **8 min**
 1  (900)
 ↓ 97.9 mm
 ⇔ 62.1 mm


No.43 **9 min**
 1  (900)
 ↓ 112.9 mm
 ⇔ 60.8 mm


No.50 **3 min**
 1  (900)
 ↓ 58.5 mm
 ⇔ 63.2 mm


No.57 **7 min**
 1  (900)
 ↓ 96.0 mm
 ⇔ 62.7 mm


No.44 **5 min**
 1  (900)
 ↓ 65.5 mm
 ⇔ 54.5 mm


No.51 **8 min**
 1  (900)
 ↓ 112.0 mm
 ⇔ 62.6 mm


No.58 **7 min**
 1  (900)
 ↓ 97.1 mm
 ⇔ 65.9 mm


No.45 **4 min**
 1  (900)
 ↓ 64.8 mm
 ⇔ 47.3 mm


No.52 **7 min**
 1  (900)
 ↓ 103.9 mm
 ⇔ 69.8 mm


No.59 **8 min**
 1  (900)
 ↓ 101.4 mm
 ⇔ 64.8 mm

No.46 **5 min**
 1  (900)
 ↓ 94.2 mm
 ⇔ 44.9 mm

No.53 **8 min**
 1  (900)
 ↓ 96.7 mm
 ⇔ 63.0 mm



No.60 **5 min**
 1  (900)
 ↓ 95.8 mm
 ⇔ 57.0 mm

No.47 **6 min**
 1  (900)
 ↓ 60.6 mm
 ⇔ 64.5 mm

No.54 **4 min**
 1  (900)
 ↓ 95.6 mm
 ⇔ 34.9 mm

Embroidery Pattern Color Change Table
Tableau de changement de couleur des motifs de broderie
Tabella dei cambi colore dei ricami
Tabela de alteração de cor do padrão de bordado

Stickmuster-Farbtabelle
Kleurwijzigingstabel voor de borduurpatronen
Tabla de cambio de color para patrones de bordado
Таблицы цветов нитей для вышивания

| | | |
|------------------------------------------------------------------------------------------------------------------------------------------------------------------------|--------------------------------------------------------------------------------------------------------------------------------------------------------------------------|----------------------------------------------------------------------------------------------------------------------------------------------------------------------------|
| <p>No.61 8 min  1 ■ (900) ↓ 95.8 mm ↔ 63.9 mm</p> | <p>No.68 8 min  1 ■ (900) ↓ 125.5 mm ↔ 63.6 mm</p> | <p>No.74 1 min  1 ■ (900) ↓ 41.5 mm ↔ 17.9 mm</p> |
| <p>No.62 8 min  1 ■ (900) ↓ 108.7 mm ↔ 62.0 mm</p> | <p>No.69 4 min  1 ■ (900) ↓ 125.3 mm ↔ 42.4 mm</p> | <p>No.75 1 min  1 ■ (900) ↓ 47.9 mm ↔ 19.6 mm</p> |
| <p>No.63 8 min  1 ■ (900) ↓ 95.5 mm ↔ 74.7 mm</p> | <p>No.70 11 min  1 ■ (900) ↓ 93.9 mm ↔ 81.0 mm</p> | <p>No.76 1 min  1 ■ (900) ↓ 16.4 mm ↔ 22.9 mm</p> |
| <p>No.64 2 min  1 ■ (900) ↓ 34.2 mm ↔ 33.7 mm</p> | <p>No.71 5 min  1 ■ (900) ↓ 131.7 mm ↔ 59.3 mm</p> | <p>No.77 1 min  1 ■ (900) ↓ 16.4 mm ↔ 11.0 mm</p> |
| <p>No.65 1 min  1 ■ (900) ↓ 10.8 mm ↔ 10.5 mm</p> | <p>No.72 4 min  1 ■ (900) ↓ 132.0 mm ↔ 59.2 mm</p> | <p>No.78 10 min  1 ■ (900) ↓ 88.5 mm ↔ 160.2 mm</p> |
| <p>No.66 1 min  1 ■ (900) ↓ 16.5 mm ↔ 11.7 mm</p> | <p>No.73 3 min  1 ■ (900) ↓ 17.7 mm ↔ 65.0 mm</p> | <p>No.79 10 min  1 ■ (900) ↓ 75.6 mm ↔ 161.0 mm</p> |
| <p>No.67 9 min  1 ■ (900) ↓ 97.4 mm ↔ 74.0 mm</p> | <p>No.80 4 min  1 ■ (900) ↓ 37.1 mm ↔ 123.3 mm</p> | <p>No.81 17 min  1 ■ (900) ↓ 121.1 mm ↔ 189.2 mm</p> |



- ✦ Vine alphabet patterns
- ✦ Motifs d'alphabet « Vigne »
- ✦ Alfabeto floreal
- ✦ Padrões de alfabeto de vinhas

- ✦ Ranken-Buchstabenmuster
- ✦ Wijnrank lettertype
- ✦ Patrones alfabéticos florales
- ✦ Алфавит “Лоза”



No.1

| 16 min | |
|--------|----------|
| 1 | ■ (807) |
| 2 | ■ (542) |
| ↓ | 108.6 mm |
| ↔ | 165.6 mm |



No.5

| 11 min | |
|--------|----------|
| 1 | ■ (807) |
| 2 | ■ (542) |
| ↓ | 109.9 mm |
| ↔ | 130.6 mm |



No.2

| 15 min | |
|--------|----------|
| 1 | ■ (807) |
| 2 | ■ (542) |
| ↓ | 108.7 mm |
| ↔ | 145.3 mm |



No.6

| 12 min | |
|--------|----------|
| 1 | ■ (807) |
| 2 | ■ (542) |
| ↓ | 107.8 mm |
| ↔ | 157.2 mm |



No.3

| 12 min | |
|--------|----------|
| 1 | ■ (807) |
| 2 | ■ (542) |
| ↓ | 107.6 mm |
| ↔ | 146.6 mm |



No.7

| 13 min | |
|--------|----------|
| 1 | ■ (807) |
| 2 | ■ (542) |
| ↓ | 109.0 mm |
| ↔ | 140.6 mm |



No.4

| 15 min | |
|--------|----------|
| 1 | ■ (807) |
| 2 | ■ (542) |
| ↓ | 109.4 mm |
| ↔ | 159.8 mm |



No.8



| 16 min | |
|--------|----------|
| 1 | ■ (807) |
| 2 | ■ (542) |
| ↓ | 108.2 mm |
| ↔ | 166.8 mm |

Embroidery Pattern Color Change Table
 Tableau de changement de couleur des motifs de broderie
 Tabella dei cambi colore dei ricami
 Tabela de alteração de cor do padrão de bordado



Stickmuster-Farbtabelle
 Kleurwijzigingstabel voor de borduurpatronen
 Tabla de cambio de color para patrones de bordado
 Таблицы цветов нитей для вышивания

| | | | | | | | | | | | | | | | | | | | |
|---|--------------------------------------------------------------------------------------------------------------------------------------------------------------------------------------------------------------------|---|---------|---|---------|---|----------|---|----------|--|--------------------------------------------------------------------------------------------------------------------------------------------------------------------------------------------------------------------|---|---------|---|---------|---|----------|---|----------|
| | <p>No.9 11 min</p> <table border="1"> <tr><td>1</td><td>■ (807)</td></tr> <tr><td>2</td><td>■ (542)</td></tr> <tr><td>↓</td><td>109.6 mm</td></tr> <tr><td>↔</td><td>136.2 mm</td></tr> </table> | 1 | ■ (807) | 2 | ■ (542) | ↓ | 109.6 mm | ↔ | 136.2 mm | | <p>No.14 14 min</p> <table border="1"> <tr><td>1</td><td>■ (807)</td></tr> <tr><td>2</td><td>■ (542)</td></tr> <tr><td>↓</td><td>108.9 mm</td></tr> <tr><td>↔</td><td>169.4 mm</td></tr> </table> | 1 | ■ (807) | 2 | ■ (542) | ↓ | 108.9 mm | ↔ | 169.4 mm |
| 1 | ■ (807) | | | | | | | | | | | | | | | | | | |
| 2 | ■ (542) | | | | | | | | | | | | | | | | | | |
| ↓ | 109.6 mm | | | | | | | | | | | | | | | | | | |
| ↔ | 136.2 mm | | | | | | | | | | | | | | | | | | |
| 1 | ■ (807) | | | | | | | | | | | | | | | | | | |
| 2 | ■ (542) | | | | | | | | | | | | | | | | | | |
| ↓ | 108.9 mm | | | | | | | | | | | | | | | | | | |
| ↔ | 169.4 mm | | | | | | | | | | | | | | | | | | |
| | <p>No.10 12 min</p> <table border="1"> <tr><td>1</td><td>■ (807)</td></tr> <tr><td>2</td><td>■ (542)</td></tr> <tr><td>↓</td><td>108.4 mm</td></tr> <tr><td>↔</td><td>141.9 mm</td></tr> </table> | 1 | ■ (807) | 2 | ■ (542) | ↓ | 108.4 mm | ↔ | 141.9 mm | | <p>No.15 11 min</p> <table border="1"> <tr><td>1</td><td>■ (807)</td></tr> <tr><td>2</td><td>■ (542)</td></tr> <tr><td>↓</td><td>107.7 mm</td></tr> <tr><td>↔</td><td>157.4 mm</td></tr> </table> | 1 | ■ (807) | 2 | ■ (542) | ↓ | 107.7 mm | ↔ | 157.4 mm |
| 1 | ■ (807) | | | | | | | | | | | | | | | | | | |
| 2 | ■ (542) | | | | | | | | | | | | | | | | | | |
| ↓ | 108.4 mm | | | | | | | | | | | | | | | | | | |
| ↔ | 141.9 mm | | | | | | | | | | | | | | | | | | |
| 1 | ■ (807) | | | | | | | | | | | | | | | | | | |
| 2 | ■ (542) | | | | | | | | | | | | | | | | | | |
| ↓ | 107.7 mm | | | | | | | | | | | | | | | | | | |
| ↔ | 157.4 mm | | | | | | | | | | | | | | | | | | |
| | <p>No.11 14 min</p> <table border="1"> <tr><td>1</td><td>■ (807)</td></tr> <tr><td>2</td><td>■ (542)</td></tr> <tr><td>↓</td><td>110.3 mm</td></tr> <tr><td>↔</td><td>170.2 mm</td></tr> </table> | 1 | ■ (807) | 2 | ■ (542) | ↓ | 110.3 mm | ↔ | 170.2 mm | | <p>No.16 13 min</p> <table border="1"> <tr><td>1</td><td>■ (807)</td></tr> <tr><td>2</td><td>■ (542)</td></tr> <tr><td>↓</td><td>109.3 mm</td></tr> <tr><td>↔</td><td>134.2 mm</td></tr> </table> | 1 | ■ (807) | 2 | ■ (542) | ↓ | 109.3 mm | ↔ | 134.2 mm |
| 1 | ■ (807) | | | | | | | | | | | | | | | | | | |
| 2 | ■ (542) | | | | | | | | | | | | | | | | | | |
| ↓ | 110.3 mm | | | | | | | | | | | | | | | | | | |
| ↔ | 170.2 mm | | | | | | | | | | | | | | | | | | |
| 1 | ■ (807) | | | | | | | | | | | | | | | | | | |
| 2 | ■ (542) | | | | | | | | | | | | | | | | | | |
| ↓ | 109.3 mm | | | | | | | | | | | | | | | | | | |
| ↔ | 134.2 mm | | | | | | | | | | | | | | | | | | |
| | <p>No.12 13 min</p> <table border="1"> <tr><td>1</td><td>■ (807)</td></tr> <tr><td>2</td><td>■ (542)</td></tr> <tr><td>↓</td><td>107.6 mm</td></tr> <tr><td>↔</td><td>150.0 mm</td></tr> </table> | 1 | ■ (807) | 2 | ■ (542) | ↓ | 107.6 mm | ↔ | 150.0 mm | | <p>No.17 13 min</p> <table border="1"> <tr><td>1</td><td>■ (807)</td></tr> <tr><td>2</td><td>■ (542)</td></tr> <tr><td>↓</td><td>109.8 mm</td></tr> <tr><td>↔</td><td>167.1 mm</td></tr> </table> | 1 | ■ (807) | 2 | ■ (542) | ↓ | 109.8 mm | ↔ | 167.1 mm |
| 1 | ■ (807) | | | | | | | | | | | | | | | | | | |
| 2 | ■ (542) | | | | | | | | | | | | | | | | | | |
| ↓ | 107.6 mm | | | | | | | | | | | | | | | | | | |
| ↔ | 150.0 mm | | | | | | | | | | | | | | | | | | |
| 1 | ■ (807) | | | | | | | | | | | | | | | | | | |
| 2 | ■ (542) | | | | | | | | | | | | | | | | | | |
| ↓ | 109.8 mm | | | | | | | | | | | | | | | | | | |
| ↔ | 167.1 mm | | | | | | | | | | | | | | | | | | |
| | <p>No.13 16 min</p> <table border="1"> <tr><td>1</td><td>■ (807)</td></tr> <tr><td>2</td><td>■ (542)</td></tr> <tr><td>↓</td><td>108.3 mm</td></tr> <tr><td>↔</td><td>170.0 mm</td></tr> </table> | 1 | ■ (807) | 2 | ■ (542) | ↓ | 108.3 mm | ↔ | 170.0 mm | | <p>No.18 16 min</p> <table border="1"> <tr><td>1</td><td>■ (807)</td></tr> <tr><td>2</td><td>■ (542)</td></tr> <tr><td>↓</td><td>109.3 mm</td></tr> <tr><td>↔</td><td>163.0 mm</td></tr> </table> | 1 | ■ (807) | 2 | ■ (542) | ↓ | 109.3 mm | ↔ | 163.0 mm |
| 1 | ■ (807) | | | | | | | | | | | | | | | | | | |
| 2 | ■ (542) | | | | | | | | | | | | | | | | | | |
| ↓ | 108.3 mm | | | | | | | | | | | | | | | | | | |
| ↔ | 170.0 mm | | | | | | | | | | | | | | | | | | |
| 1 | ■ (807) | | | | | | | | | | | | | | | | | | |
| 2 | ■ (542) | | | | | | | | | | | | | | | | | | |
| ↓ | 109.3 mm | | | | | | | | | | | | | | | | | | |
| ↔ | 163.0 mm | | | | | | | | | | | | | | | | | | |





No.19 13 min
 1  (807)
 2  (542)
 ↓ 108.8 mm
 ↔ 147.8 mm





No.24 15 min
 1  (807)
 2  (542)
 ↓ 106.0 mm
 ↔ 166.6 mm





No.20 13 min
 1  (807)
 2  (542)
 ↓ 108.3 mm
 ↔ 146.5 mm





No.25 12 min
 1  (807)
 2  (542)
 ↓ 106.1 mm
 ↔ 132.1 mm





No.21 14 min
 1  (807)
 2  (542)
 ↓ 107.1 mm
 ↔ 156.8 mm





No.26 14 min
 1  (807)
 2  (542)
 ↓ 111.8 mm
 ↔ 140.0 mm





No.22 11 min
 1  (807)
 2  (542)
 ↓ 106.1 mm
 ↔ 142.1 mm





No.27 8 min
 1  (807)
 2  (542)
 ↓ 114.6 mm
 ↔ 115.2 mm



No.23 16 min
 1  (807)
 2  (542)
 ↓ 106.7 mm
 ↔ 165.2 mm



No.28 8 min
 1  (807)
 2  (542)
 ↓ 62.8 mm
 ↔ 238.6 mm



Embroidery Pattern Color Change Table
Tableau de changement de couleur des motifs de broderie
Tabella dei cambi colore dei ricami
Tabela de alteração de cor do padrão de bordado

Stickmuster-Farbtabelle
Kleurwijzigingstabel voor de borduurpatronen
Tabla de cambio de color para patrones de bordado
Таблицы цветов нитей для вышивания



● No.29

| 6 min | |
|-------|----------|
| 1 | ■ (807) |
| 2 | ■ (542) |
| ↓ | 349.8 mm |
| ↔ | 24.1 mm |



No.37

| 4 min | |
|-------|---------|
| 1 | ■ (620) |
| 2 | ■ (612) |
| ↓ | 54.6 mm |
| ↔ | 70.4 mm |



No.30

| 21 min | |
|--------|----------|
| 1 | ■ (542) |
| 2 | ■ (807) |
| ↓ | 289.8 mm |
| ↔ | 234.6 mm |



No.38

| 5 min | |
|-------|---------|
| 1 | ■ (620) |
| 2 | ■ (612) |
| ↓ | 54.3 mm |
| ↔ | 83.3 mm |



No.39

| 3 min | |
|-------|---------|
| 1 | ■ (620) |
| 2 | ■ (612) |
| ↓ | 55.0 mm |
| ↔ | 68.3 mm |



No.40

| 4 min | |
|-------|---------|
| 1 | ■ (620) |
| 2 | ■ (612) |
| ↓ | 54.3 mm |
| ↔ | 71.0 mm |



No.31

| 5 min | |
|-------|---------|
| 1 | ■ (620) |
| 2 | ■ (612) |
| ↓ | 54.3 mm |
| ↔ | 82.8 mm |



No.34

| 4 min | |
|-------|---------|
| 1 | ■ (620) |
| 2 | ■ (612) |
| ↓ | 54.6 mm |
| ↔ | 80.0 mm |



No.41

| 4 min | |
|-------|---------|
| 1 | ■ (620) |
| 2 | ■ (612) |
| ↓ | 55.2 mm |
| ↔ | 85.3 mm |



No.32

| 4 min | |
|-------|---------|
| 1 | ■ (620) |
| 2 | ■ (612) |
| ↓ | 54.4 mm |
| ↔ | 72.6 mm |



No.35

| 3 min | |
|-------|---------|
| 1 | ■ (620) |
| 2 | ■ (612) |
| ↓ | 55.0 mm |
| ↔ | 65.3 mm |



No.42

| 4 min | |
|-------|---------|
| 1 | ■ (620) |
| 2 | ■ (612) |
| ↓ | 53.9 mm |
| ↔ | 75.0 mm |



No.33

| 4 min | |
|-------|---------|
| 1 | ■ (620) |
| 2 | ■ (612) |
| ↓ | 53.9 mm |
| ↔ | 73.3 mm |



No.36

| 4 min | |
|-------|---------|
| 1 | ■ (620) |
| 2 | ■ (612) |
| ↓ | 54.0 mm |
| ↔ | 78.8 mm |



No.43

| 5 min | |
|-------|---------|
| 1 | ■ (620) |
| 2 | ■ (612) |
| ↓ | 54.1 mm |
| ↔ | 85.0 mm |



No.44 4 min

| | |
|---|---------|
| 1 | ■ (620) |
| 2 | ■ (612) |
| ↓ | 54.6 mm |
| ↔ | 84.8 mm |



No.51 4 min

| | |
|---|---------|
| 1 | ■ (620) |
| 2 | ■ (612) |
| ↓ | 53.6 mm |
| ↔ | 78.3 mm |



No.58 2 min

| | |
|---|---------|
| 1 | ■ (620) |
| 2 | ■ (612) |
| ↓ | 51.3 mm |
| ↔ | 47.0 mm |



No.45 3 min

| | |
|---|---------|
| 1 | ■ (620) |
| 2 | ■ (612) |
| ↓ | 53.9 mm |
| ↔ | 78.7 mm |



No.52 3 min

| | |
|---|---------|
| 1 | ■ (620) |
| 2 | ■ (612) |
| ↓ | 53.2 mm |
| ↔ | 70.9 mm |



No.59 1 min

| | |
|---|---------|
| 1 | ■ (620) |
| 2 | ■ (612) |
| ↓ | 13.3 mm |
| ↔ | 65.2 mm |



No.46 4 min

| | |
|---|---------|
| 1 | ■ (620) |
| 2 | ■ (612) |
| ↓ | 54.7 mm |
| ↔ | 67.2 mm |



No.53 5 min

| | |
|---|---------|
| 1 | ■ (620) |
| 2 | ■ (612) |
| ↓ | 53.4 mm |
| ↔ | 82.6 mm |



No.60 3 min

| | |
|---|---------|
| 1 | ■ (620) |
| 2 | ■ (612) |
| ↓ | 25.3 mm |
| ↔ | 95.9 mm |



No.47 4 min

| | |
|---|---------|
| 1 | ■ (620) |
| 2 | ■ (612) |
| ↓ | 54.9 mm |
| ↔ | 83.5 mm |



No.54 4 min

| | |
|---|---------|
| 1 | ■ (620) |
| 2 | ■ (612) |
| ↓ | 53.2 mm |
| ↔ | 83.4 mm |



No.48 5 min

| | |
|---|---------|
| 1 | ■ (620) |
| 2 | ■ (612) |
| ↓ | 54.7 mm |
| ↔ | 81.5 mm |



No.55 4 min

| | |
|---|---------|
| 1 | ■ (620) |
| 2 | ■ (612) |
| ↓ | 53.1 mm |
| ↔ | 65.9 mm |



No.49 4 min

| | |
|---|---------|
| 1 | ■ (620) |
| 2 | ■ (612) |
| ↓ | 54.5 mm |
| ↔ | 73.8 mm |



No.56 4 min

| | |
|---|---------|
| 1 | ■ (620) |
| 2 | ■ (612) |
| ↓ | 55.9 mm |
| ↔ | 70.0 mm |



No.50 4 min

| | |
|---|---------|
| 1 | ■ (620) |
| 2 | ■ (612) |
| ↓ | 54.2 mm |
| ↔ | 73.2 mm |



No.57 3 min

| | |
|---|---------|
| 1 | ■ (620) |
| 2 | ■ (612) |
| ↓ | 57.4 mm |
| ↔ | 57.7 mm |















Embroidery Pattern Color Change Table
Tableau de changement de couleur des motifs de broderie
Tabella dei cambi colore dei ricami
Tabela de alteração de cor do padrão de bordado

Stickmuster-Farbtabelle
Kleurwijzigingstabel voor de borduurpatronen
Tabla de cambio de color para patrones de bordado
Таблицы цветов нитей для вышивания

- ❖ Floral Alphabet #2
- ❖ Alphabet floral #2
- ❖ Alfabeto floreal #2
- ❖ Alfabeto floral n.º 2

- ❖ Blumenbuchstaben #2
- ❖ Bloemenalfabet #2
- ❖ Alfabeto floral #2
- ❖ Алфавит "Цветочный" #2



| <p>No.1</p>  | <table border="1" style="width: 100%; border-collapse: collapse;"> <thead> <tr> <th colspan="2">24 min</th> </tr> </thead> <tbody> <tr><td>1</td><td>■ (328)</td></tr> <tr><td>2</td><td>■ (804)</td></tr> <tr><td>3</td><td>■ (612)</td></tr> <tr><td>4</td><td>■ (079)</td></tr> <tr><td>5</td><td>■ (807)</td></tr> <tr><td>6</td><td>■ (513)</td></tr> <tr><td>7</td><td>■ (502)</td></tr> <tr><td colspan="2">↓ 145.1 mm</td></tr> <tr><td colspan="2">↔ 125.7 mm</td></tr> </tbody> </table> | 24 min | | 1 | ■ (328) | 2 | ■ (804) | 3 | ■ (612) | 4 | ■ (079) | 5 | ■ (807) | 6 | ■ (513) | 7 | ■ (502) | ↓ 145.1 mm | | ↔ 125.7 mm | | <p>No.5</p>  | <table border="1" style="width: 100%; border-collapse: collapse;"> <thead> <tr> <th colspan="2">25 min</th> </tr> </thead> <tbody> <tr><td>1</td><td>■ (328)</td></tr> <tr><td>2</td><td>■ (804)</td></tr> <tr><td>3</td><td>■ (612)</td></tr> <tr><td>4</td><td>■ (079)</td></tr> <tr><td>5</td><td>■ (807)</td></tr> <tr><td>6</td><td>■ (513)</td></tr> <tr><td>7</td><td>■ (502)</td></tr> <tr><td colspan="2">↓ 144.3 mm</td></tr> <tr><td colspan="2">↔ 102.5 mm</td></tr> </tbody> </table> | 25 min | | 1 | ■ (328) | 2 | ■ (804) | 3 | ■ (612) | 4 | ■ (079) | 5 | ■ (807) | 6 | ■ (513) | 7 | ■ (502) | ↓ 144.3 mm | | ↔ 102.5 mm | | <p>No.9</p>  | <table border="1" style="width: 100%; border-collapse: collapse;"> <thead> <tr> <th colspan="2">19 min</th> </tr> </thead> <tbody> <tr><td>1</td><td>■ (328)</td></tr> <tr><td>2</td><td>■ (804)</td></tr> <tr><td>3</td><td>■ (612)</td></tr> <tr><td>4</td><td>■ (079)</td></tr> <tr><td>5</td><td>■ (807)</td></tr> <tr><td>6</td><td>■ (513)</td></tr> <tr><td>7</td><td>■ (502)</td></tr> <tr><td colspan="2">↓ 145.8 mm</td></tr> <tr><td colspan="2">↔ 49.7 mm</td></tr> </tbody> </table> | 19 min | | 1 | ■ (328) | 2 | ■ (804) | 3 | ■ (612) | 4 | ■ (079) | 5 | ■ (807) | 6 | ■ (513) | 7 | ■ (502) | ↓ 145.8 mm | | ↔ 49.7 mm | |
|--------------------------------------------------------------------------------------------------------|----------------------------------------------------------------------------------------------------------------------------------------------------------------------------------------------------------------------------------------------------------------------------------------------------------------------------------------------------------------------------------------------------------------------------------------------------------------------------------------------------|--------|--|---|---------|---|---------|---|---------|---|---------|---|---------|---|---------|---|---------|------------|--|------------|--|--------------------------------------------------------------------------------------------------------|----------------------------------------------------------------------------------------------------------------------------------------------------------------------------------------------------------------------------------------------------------------------------------------------------------------------------------------------------------------------------------------------------------------------------------------------------------------------------------------------------|--------|--|---|---------|---|---------|---|---------|---|---------|---|---------|---|---------|---|---------|------------|--|------------|--|-----------------------------------------------------------------------------------------------------------|----------------------------------------------------------------------------------------------------------------------------------------------------------------------------------------------------------------------------------------------------------------------------------------------------------------------------------------------------------------------------------------------------------------------------------------------------------------------------------------------------|--------|--|---|---------|---|---------|---|---------|---|---------|---|---------|---|---------|---|---------|------------|--|------------|--|
| 24 min | | | | | | | | | | | | | | | | | | | | | | | | | | | | | | | | | | | | | | | | | | | | | | | | | | | | | | | | | | | | | | | | | |
| 1 | ■ (328) | | | | | | | | | | | | | | | | | | | | | | | | | | | | | | | | | | | | | | | | | | | | | | | | | | | | | | | | | | | | | | | | |
| 2 | ■ (804) | | | | | | | | | | | | | | | | | | | | | | | | | | | | | | | | | | | | | | | | | | | | | | | | | | | | | | | | | | | | | | | | |
| 3 | ■ (612) | | | | | | | | | | | | | | | | | | | | | | | | | | | | | | | | | | | | | | | | | | | | | | | | | | | | | | | | | | | | | | | | |
| 4 | ■ (079) | | | | | | | | | | | | | | | | | | | | | | | | | | | | | | | | | | | | | | | | | | | | | | | | | | | | | | | | | | | | | | | | |
| 5 | ■ (807) | | | | | | | | | | | | | | | | | | | | | | | | | | | | | | | | | | | | | | | | | | | | | | | | | | | | | | | | | | | | | | | | |
| 6 | ■ (513) | | | | | | | | | | | | | | | | | | | | | | | | | | | | | | | | | | | | | | | | | | | | | | | | | | | | | | | | | | | | | | | | |
| 7 | ■ (502) | | | | | | | | | | | | | | | | | | | | | | | | | | | | | | | | | | | | | | | | | | | | | | | | | | | | | | | | | | | | | | | | |
| ↓ 145.1 mm | | | | | | | | | | | | | | | | | | | | | | | | | | | | | | | | | | | | | | | | | | | | | | | | | | | | | | | | | | | | | | | | | |
| ↔ 125.7 mm | | | | | | | | | | | | | | | | | | | | | | | | | | | | | | | | | | | | | | | | | | | | | | | | | | | | | | | | | | | | | | | | | |
| 25 min | | | | | | | | | | | | | | | | | | | | | | | | | | | | | | | | | | | | | | | | | | | | | | | | | | | | | | | | | | | | | | | | | |
| 1 | ■ (328) | | | | | | | | | | | | | | | | | | | | | | | | | | | | | | | | | | | | | | | | | | | | | | | | | | | | | | | | | | | | | | | | |
| 2 | ■ (804) | | | | | | | | | | | | | | | | | | | | | | | | | | | | | | | | | | | | | | | | | | | | | | | | | | | | | | | | | | | | | | | | |
| 3 | ■ (612) | | | | | | | | | | | | | | | | | | | | | | | | | | | | | | | | | | | | | | | | | | | | | | | | | | | | | | | | | | | | | | | | |
| 4 | ■ (079) | | | | | | | | | | | | | | | | | | | | | | | | | | | | | | | | | | | | | | | | | | | | | | | | | | | | | | | | | | | | | | | | |
| 5 | ■ (807) | | | | | | | | | | | | | | | | | | | | | | | | | | | | | | | | | | | | | | | | | | | | | | | | | | | | | | | | | | | | | | | | |
| 6 | ■ (513) | | | | | | | | | | | | | | | | | | | | | | | | | | | | | | | | | | | | | | | | | | | | | | | | | | | | | | | | | | | | | | | | |
| 7 | ■ (502) | | | | | | | | | | | | | | | | | | | | | | | | | | | | | | | | | | | | | | | | | | | | | | | | | | | | | | | | | | | | | | | | |
| ↓ 144.3 mm | | | | | | | | | | | | | | | | | | | | | | | | | | | | | | | | | | | | | | | | | | | | | | | | | | | | | | | | | | | | | | | | | |
| ↔ 102.5 mm | | | | | | | | | | | | | | | | | | | | | | | | | | | | | | | | | | | | | | | | | | | | | | | | | | | | | | | | | | | | | | | | | |
| 19 min | | | | | | | | | | | | | | | | | | | | | | | | | | | | | | | | | | | | | | | | | | | | | | | | | | | | | | | | | | | | | | | | | |
| 1 | ■ (328) | | | | | | | | | | | | | | | | | | | | | | | | | | | | | | | | | | | | | | | | | | | | | | | | | | | | | | | | | | | | | | | | |
| 2 | ■ (804) | | | | | | | | | | | | | | | | | | | | | | | | | | | | | | | | | | | | | | | | | | | | | | | | | | | | | | | | | | | | | | | | |
| 3 | ■ (612) | | | | | | | | | | | | | | | | | | | | | | | | | | | | | | | | | | | | | | | | | | | | | | | | | | | | | | | | | | | | | | | | |
| 4 | ■ (079) | | | | | | | | | | | | | | | | | | | | | | | | | | | | | | | | | | | | | | | | | | | | | | | | | | | | | | | | | | | | | | | | |
| 5 | ■ (807) | | | | | | | | | | | | | | | | | | | | | | | | | | | | | | | | | | | | | | | | | | | | | | | | | | | | | | | | | | | | | | | | |
| 6 | ■ (513) | | | | | | | | | | | | | | | | | | | | | | | | | | | | | | | | | | | | | | | | | | | | | | | | | | | | | | | | | | | | | | | | |
| 7 | ■ (502) | | | | | | | | | | | | | | | | | | | | | | | | | | | | | | | | | | | | | | | | | | | | | | | | | | | | | | | | | | | | | | | | |
| ↓ 145.8 mm | | | | | | | | | | | | | | | | | | | | | | | | | | | | | | | | | | | | | | | | | | | | | | | | | | | | | | | | | | | | | | | | | |
| ↔ 49.7 mm | | | | | | | | | | | | | | | | | | | | | | | | | | | | | | | | | | | | | | | | | | | | | | | | | | | | | | | | | | | | | | | | | |
| <p>No.2</p>  | <table border="1" style="width: 100%; border-collapse: collapse;"> <thead> <tr> <th colspan="2">27 min</th> </tr> </thead> <tbody> <tr><td>1</td><td>■ (328)</td></tr> <tr><td>2</td><td>■ (804)</td></tr> <tr><td>3</td><td>■ (612)</td></tr> <tr><td>4</td><td>■ (079)</td></tr> <tr><td>5</td><td>■ (807)</td></tr> <tr><td>6</td><td>■ (513)</td></tr> <tr><td>7</td><td>■ (502)</td></tr> <tr><td colspan="2">↓ 140.9 mm</td></tr> <tr><td colspan="2">↔ 108.1 mm</td></tr> </tbody> </table> | 27 min | | 1 | ■ (328) | 2 | ■ (804) | 3 | ■ (612) | 4 | ■ (079) | 5 | ■ (807) | 6 | ■ (513) | 7 | ■ (502) | ↓ 140.9 mm | | ↔ 108.1 mm | | <p>No.6</p>  | <table border="1" style="width: 100%; border-collapse: collapse;"> <thead> <tr> <th colspan="2">22 min</th> </tr> </thead> <tbody> <tr><td>1</td><td>■ (328)</td></tr> <tr><td>2</td><td>■ (804)</td></tr> <tr><td>3</td><td>■ (612)</td></tr> <tr><td>4</td><td>■ (079)</td></tr> <tr><td>5</td><td>■ (807)</td></tr> <tr><td>6</td><td>■ (513)</td></tr> <tr><td>7</td><td>■ (502)</td></tr> <tr><td colspan="2">↓ 142.8 mm</td></tr> <tr><td colspan="2">↔ 101.8 mm</td></tr> </tbody> </table> | 22 min | | 1 | ■ (328) | 2 | ■ (804) | 3 | ■ (612) | 4 | ■ (079) | 5 | ■ (807) | 6 | ■ (513) | 7 | ■ (502) | ↓ 142.8 mm | | ↔ 101.8 mm | | <p>No.10</p>  | <table border="1" style="width: 100%; border-collapse: collapse;"> <thead> <tr> <th colspan="2">20 min</th> </tr> </thead> <tbody> <tr><td>1</td><td>■ (328)</td></tr> <tr><td>2</td><td>■ (804)</td></tr> <tr><td>3</td><td>■ (612)</td></tr> <tr><td>4</td><td>■ (079)</td></tr> <tr><td>5</td><td>■ (807)</td></tr> <tr><td>6</td><td>■ (513)</td></tr> <tr><td>7</td><td>■ (502)</td></tr> <tr><td colspan="2">↓ 144.5 mm</td></tr> <tr><td colspan="2">↔ 82.3 mm</td></tr> </tbody> </table> | 20 min | | 1 | ■ (328) | 2 | ■ (804) | 3 | ■ (612) | 4 | ■ (079) | 5 | ■ (807) | 6 | ■ (513) | 7 | ■ (502) | ↓ 144.5 mm | | ↔ 82.3 mm | |
| 27 min | | | | | | | | | | | | | | | | | | | | | | | | | | | | | | | | | | | | | | | | | | | | | | | | | | | | | | | | | | | | | | | | | |
| 1 | ■ (328) | | | | | | | | | | | | | | | | | | | | | | | | | | | | | | | | | | | | | | | | | | | | | | | | | | | | | | | | | | | | | | | | |
| 2 | ■ (804) | | | | | | | | | | | | | | | | | | | | | | | | | | | | | | | | | | | | | | | | | | | | | | | | | | | | | | | | | | | | | | | | |
| 3 | ■ (612) | | | | | | | | | | | | | | | | | | | | | | | | | | | | | | | | | | | | | | | | | | | | | | | | | | | | | | | | | | | | | | | | |
| 4 | ■ (079) | | | | | | | | | | | | | | | | | | | | | | | | | | | | | | | | | | | | | | | | | | | | | | | | | | | | | | | | | | | | | | | | |
| 5 | ■ (807) | | | | | | | | | | | | | | | | | | | | | | | | | | | | | | | | | | | | | | | | | | | | | | | | | | | | | | | | | | | | | | | | |
| 6 | ■ (513) | | | | | | | | | | | | | | | | | | | | | | | | | | | | | | | | | | | | | | | | | | | | | | | | | | | | | | | | | | | | | | | | |
| 7 | ■ (502) | | | | | | | | | | | | | | | | | | | | | | | | | | | | | | | | | | | | | | | | | | | | | | | | | | | | | | | | | | | | | | | | |
| ↓ 140.9 mm | | | | | | | | | | | | | | | | | | | | | | | | | | | | | | | | | | | | | | | | | | | | | | | | | | | | | | | | | | | | | | | | | |
| ↔ 108.1 mm | | | | | | | | | | | | | | | | | | | | | | | | | | | | | | | | | | | | | | | | | | | | | | | | | | | | | | | | | | | | | | | | | |
| 22 min | | | | | | | | | | | | | | | | | | | | | | | | | | | | | | | | | | | | | | | | | | | | | | | | | | | | | | | | | | | | | | | | | |
| 1 | ■ (328) | | | | | | | | | | | | | | | | | | | | | | | | | | | | | | | | | | | | | | | | | | | | | | | | | | | | | | | | | | | | | | | | |
| 2 | ■ (804) | | | | | | | | | | | | | | | | | | | | | | | | | | | | | | | | | | | | | | | | | | | | | | | | | | | | | | | | | | | | | | | | |
| 3 | ■ (612) | | | | | | | | | | | | | | | | | | | | | | | | | | | | | | | | | | | | | | | | | | | | | | | | | | | | | | | | | | | | | | | | |
| 4 | ■ (079) | | | | | | | | | | | | | | | | | | | | | | | | | | | | | | | | | | | | | | | | | | | | | | | | | | | | | | | | | | | | | | | | |
| 5 | ■ (807) | | | | | | | | | | | | | | | | | | | | | | | | | | | | | | | | | | | | | | | | | | | | | | | | | | | | | | | | | | | | | | | | |
| 6 | ■ (513) | | | | | | | | | | | | | | | | | | | | | | | | | | | | | | | | | | | | | | | | | | | | | | | | | | | | | | | | | | | | | | | | |
| 7 | ■ (502) | | | | | | | | | | | | | | | | | | | | | | | | | | | | | | | | | | | | | | | | | | | | | | | | | | | | | | | | | | | | | | | | |
| ↓ 142.8 mm | | | | | | | | | | | | | | | | | | | | | | | | | | | | | | | | | | | | | | | | | | | | | | | | | | | | | | | | | | | | | | | | | |
| ↔ 101.8 mm | | | | | | | | | | | | | | | | | | | | | | | | | | | | | | | | | | | | | | | | | | | | | | | | | | | | | | | | | | | | | | | | | |
| 20 min | | | | | | | | | | | | | | | | | | | | | | | | | | | | | | | | | | | | | | | | | | | | | | | | | | | | | | | | | | | | | | | | | |
| 1 | ■ (328) | | | | | | | | | | | | | | | | | | | | | | | | | | | | | | | | | | | | | | | | | | | | | | | | | | | | | | | | | | | | | | | | |
| 2 | ■ (804) | | | | | | | | | | | | | | | | | | | | | | | | | | | | | | | | | | | | | | | | | | | | | | | | | | | | | | | | | | | | | | | | |
| 3 | ■ (612) | | | | | | | | | | | | | | | | | | | | | | | | | | | | | | | | | | | | | | | | | | | | | | | | | | | | | | | | | | | | | | | | |
| 4 | ■ (079) | | | | | | | | | | | | | | | | | | | | | | | | | | | | | | | | | | | | | | | | | | | | | | | | | | | | | | | | | | | | | | | | |
| 5 | ■ (807) | | | | | | | | | | | | | | | | | | | | | | | | | | | | | | | | | | | | | | | | | | | | | | | | | | | | | | | | | | | | | | | | |
| 6 | ■ (513) | | | | | | | | | | | | | | | | | | | | | | | | | | | | | | | | | | | | | | | | | | | | | | | | | | | | | | | | | | | | | | | | |
| 7 | ■ (502) | | | | | | | | | | | | | | | | | | | | | | | | | | | | | | | | | | | | | | | | | | | | | | | | | | | | | | | | | | | | | | | | |
| ↓ 144.5 mm | | | | | | | | | | | | | | | | | | | | | | | | | | | | | | | | | | | | | | | | | | | | | | | | | | | | | | | | | | | | | | | | | |
| ↔ 82.3 mm | | | | | | | | | | | | | | | | | | | | | | | | | | | | | | | | | | | | | | | | | | | | | | | | | | | | | | | | | | | | | | | | | |
| <p>No.3</p>  | <table border="1" style="width: 100%; border-collapse: collapse;"> <thead> <tr> <th colspan="2">22 min</th> </tr> </thead> <tbody> <tr><td>1</td><td>■ (328)</td></tr> <tr><td>2</td><td>■ (804)</td></tr> <tr><td>3</td><td>■ (612)</td></tr> <tr><td>4</td><td>■ (079)</td></tr> <tr><td>5</td><td>■ (807)</td></tr> <tr><td>6</td><td>■ (513)</td></tr> <tr><td>7</td><td>■ (502)</td></tr> <tr><td colspan="2">↓ 141.8 mm</td></tr> <tr><td colspan="2">↔ 114.5 mm</td></tr> </tbody> </table> | 22 min | | 1 | ■ (328) | 2 | ■ (804) | 3 | ■ (612) | 4 | ■ (079) | 5 | ■ (807) | 6 | ■ (513) | 7 | ■ (502) | ↓ 141.8 mm | | ↔ 114.5 mm | | <p>No.7</p>  | <table border="1" style="width: 100%; border-collapse: collapse;"> <thead> <tr> <th colspan="2">26 min</th> </tr> </thead> <tbody> <tr><td>1</td><td>■ (328)</td></tr> <tr><td>2</td><td>■ (804)</td></tr> <tr><td>3</td><td>■ (612)</td></tr> <tr><td>4</td><td>■ (079)</td></tr> <tr><td>5</td><td>■ (807)</td></tr> <tr><td>6</td><td>■ (513)</td></tr> <tr><td>7</td><td>■ (502)</td></tr> <tr><td colspan="2">↓ 141.6 mm</td></tr> <tr><td colspan="2">↔ 117.3 mm</td></tr> </tbody> </table> | 26 min | | 1 | ■ (328) | 2 | ■ (804) | 3 | ■ (612) | 4 | ■ (079) | 5 | ■ (807) | 6 | ■ (513) | 7 | ■ (502) | ↓ 141.6 mm | | ↔ 117.3 mm | | <p>No.11</p>  | <table border="1" style="width: 100%; border-collapse: collapse;"> <thead> <tr> <th colspan="2">27 min</th> </tr> </thead> <tbody> <tr><td>1</td><td>■ (328)</td></tr> <tr><td>2</td><td>■ (804)</td></tr> <tr><td>3</td><td>■ (612)</td></tr> <tr><td>4</td><td>■ (079)</td></tr> <tr><td>5</td><td>■ (807)</td></tr> <tr><td>6</td><td>■ (513)</td></tr> <tr><td>7</td><td>■ (502)</td></tr> <tr><td colspan="2">↓ 142.0 mm</td></tr> <tr><td colspan="2">↔ 119.6 mm</td></tr> </tbody> </table> | 27 min | | 1 | ■ (328) | 2 | ■ (804) | 3 | ■ (612) | 4 | ■ (079) | 5 | ■ (807) | 6 | ■ (513) | 7 | ■ (502) | ↓ 142.0 mm | | ↔ 119.6 mm | |
| 22 min | | | | | | | | | | | | | | | | | | | | | | | | | | | | | | | | | | | | | | | | | | | | | | | | | | | | | | | | | | | | | | | | | |
| 1 | ■ (328) | | | | | | | | | | | | | | | | | | | | | | | | | | | | | | | | | | | | | | | | | | | | | | | | | | | | | | | | | | | | | | | | |
| 2 | ■ (804) | | | | | | | | | | | | | | | | | | | | | | | | | | | | | | | | | | | | | | | | | | | | | | | | | | | | | | | | | | | | | | | | |
| 3 | ■ (612) | | | | | | | | | | | | | | | | | | | | | | | | | | | | | | | | | | | | | | | | | | | | | | | | | | | | | | | | | | | | | | | | |
| 4 | ■ (079) | | | | | | | | | | | | | | | | | | | | | | | | | | | | | | | | | | | | | | | | | | | | | | | | | | | | | | | | | | | | | | | | |
| 5 | ■ (807) | | | | | | | | | | | | | | | | | | | | | | | | | | | | | | | | | | | | | | | | | | | | | | | | | | | | | | | | | | | | | | | | |
| 6 | ■ (513) | | | | | | | | | | | | | | | | | | | | | | | | | | | | | | | | | | | | | | | | | | | | | | | | | | | | | | | | | | | | | | | | |
| 7 | ■ (502) | | | | | | | | | | | | | | | | | | | | | | | | | | | | | | | | | | | | | | | | | | | | | | | | | | | | | | | | | | | | | | | | |
| ↓ 141.8 mm | | | | | | | | | | | | | | | | | | | | | | | | | | | | | | | | | | | | | | | | | | | | | | | | | | | | | | | | | | | | | | | | | |
| ↔ 114.5 mm | | | | | | | | | | | | | | | | | | | | | | | | | | | | | | | | | | | | | | | | | | | | | | | | | | | | | | | | | | | | | | | | | |
| 26 min | | | | | | | | | | | | | | | | | | | | | | | | | | | | | | | | | | | | | | | | | | | | | | | | | | | | | | | | | | | | | | | | | |
| 1 | ■ (328) | | | | | | | | | | | | | | | | | | | | | | | | | | | | | | | | | | | | | | | | | | | | | | | | | | | | | | | | | | | | | | | | |
| 2 | ■ (804) | | | | | | | | | | | | | | | | | | | | | | | | | | | | | | | | | | | | | | | | | | | | | | | | | | | | | | | | | | | | | | | | |
| 3 | ■ (612) | | | | | | | | | | | | | | | | | | | | | | | | | | | | | | | | | | | | | | | | | | | | | | | | | | | | | | | | | | | | | | | | |
| 4 | ■ (079) | | | | | | | | | | | | | | | | | | | | | | | | | | | | | | | | | | | | | | | | | | | | | | | | | | | | | | | | | | | | | | | | |
| 5 | ■ (807) | | | | | | | | | | | | | | | | | | | | | | | | | | | | | | | | | | | | | | | | | | | | | | | | | | | | | | | | | | | | | | | | |
| 6 | ■ (513) | | | | | | | | | | | | | | | | | | | | | | | | | | | | | | | | | | | | | | | | | | | | | | | | | | | | | | | | | | | | | | | | |
| 7 | ■ (502) | | | | | | | | | | | | | | | | | | | | | | | | | | | | | | | | | | | | | | | | | | | | | | | | | | | | | | | | | | | | | | | | |
| ↓ 141.6 mm | | | | | | | | | | | | | | | | | | | | | | | | | | | | | | | | | | | | | | | | | | | | | | | | | | | | | | | | | | | | | | | | | |
| ↔ 117.3 mm | | | | | | | | | | | | | | | | | | | | | | | | | | | | | | | | | | | | | | | | | | | | | | | | | | | | | | | | | | | | | | | | | |
| 27 min | | | | | | | | | | | | | | | | | | | | | | | | | | | | | | | | | | | | | | | | | | | | | | | | | | | | | | | | | | | | | | | | | |
| 1 | ■ (328) | | | | | | | | | | | | | | | | | | | | | | | | | | | | | | | | | | | | | | | | | | | | | | | | | | | | | | | | | | | | | | | | |
| 2 | ■ (804) | | | | | | | | | | | | | | | | | | | | | | | | | | | | | | | | | | | | | | | | | | | | | | | | | | | | | | | | | | | | | | | | |
| 3 | ■ (612) | | | | | | | | | | | | | | | | | | | | | | | | | | | | | | | | | | | | | | | | | | | | | | | | | | | | | | | | | | | | | | | | |
| 4 | ■ (079) | | | | | | | | | | | | | | | | | | | | | | | | | | | | | | | | | | | | | | | | | | | | | | | | | | | | | | | | | | | | | | | | |
| 5 | ■ (807) | | | | | | | | | | | | | | | | | | | | | | | | | | | | | | | | | | | | | | | | | | | | | | | | | | | | | | | | | | | | | | | | |
| 6 | ■ (513) | | | | | | | | | | | | | | | | | | | | | | | | | | | | | | | | | | | | | | | | | | | | | | | | | | | | | | | | | | | | | | | | |
| 7 | ■ (502) | | | | | | | | | | | | | | | | | | | | | | | | | | | | | | | | | | | | | | | | | | | | | | | | | | | | | | | | | | | | | | | | |
| ↓ 142.0 mm | | | | | | | | | | | | | | | | | | | | | | | | | | | | | | | | | | | | | | | | | | | | | | | | | | | | | | | | | | | | | | | | | |
| ↔ 119.6 mm | | | | | | | | | | | | | | | | | | | | | | | | | | | | | | | | | | | | | | | | | | | | | | | | | | | | | | | | | | | | | | | | | |
| <p>No.4</p>  | <table border="1" style="width: 100%; border-collapse: collapse;"> <thead> <tr> <th colspan="2">26 min</th> </tr> </thead> <tbody> <tr><td>1</td><td>■ (328)</td></tr> <tr><td>2</td><td>■ (804)</td></tr> <tr><td>3</td><td>■ (612)</td></tr> <tr><td>4</td><td>■ (079)</td></tr> <tr><td>5</td><td>■ (807)</td></tr> <tr><td>6</td><td>■ (513)</td></tr> <tr><td>7</td><td>■ (502)</td></tr> <tr><td colspan="2">↓ 141.2 mm</td></tr> <tr><td colspan="2">↔ 108.3 mm</td></tr> </tbody> </table> | 26 min | | 1 | ■ (328) | 2 | ■ (804) | 3 | ■ (612) | 4 | ■ (079) | 5 | ■ (807) | 6 | ■ (513) | 7 | ■ (502) | ↓ 141.2 mm | | ↔ 108.3 mm | | <p>No.8</p>  | <table border="1" style="width: 100%; border-collapse: collapse;"> <thead> <tr> <th colspan="2">30 min</th> </tr> </thead> <tbody> <tr><td>1</td><td>■ (328)</td></tr> <tr><td>2</td><td>■ (804)</td></tr> <tr><td>3</td><td>■ (612)</td></tr> <tr><td>4</td><td>■ (079)</td></tr> <tr><td>5</td><td>■ (807)</td></tr> <tr><td>6</td><td>■ (513)</td></tr> <tr><td>7</td><td>■ (502)</td></tr> <tr><td colspan="2">↓ 141.7 mm</td></tr> <tr><td colspan="2">↔ 121.6 mm</td></tr> </tbody> </table> | 30 min | | 1 | ■ (328) | 2 | ■ (804) | 3 | ■ (612) | 4 | ■ (079) | 5 | ■ (807) | 6 | ■ (513) | 7 | ■ (502) | ↓ 141.7 mm | | ↔ 121.6 mm | | <p>No.12</p>  | <table border="1" style="width: 100%; border-collapse: collapse;"> <thead> <tr> <th colspan="2">20 min</th> </tr> </thead> <tbody> <tr><td>1</td><td>■ (328)</td></tr> <tr><td>2</td><td>■ (804)</td></tr> <tr><td>3</td><td>■ (612)</td></tr> <tr><td>4</td><td>■ (079)</td></tr> <tr><td>5</td><td>■ (807)</td></tr> <tr><td>6</td><td>■ (513)</td></tr> <tr><td>7</td><td>■ (502)</td></tr> <tr><td colspan="2">↓ 144.9 mm</td></tr> <tr><td colspan="2">↔ 107.0 mm</td></tr> </tbody> </table> | 20 min | | 1 | ■ (328) | 2 | ■ (804) | 3 | ■ (612) | 4 | ■ (079) | 5 | ■ (807) | 6 | ■ (513) | 7 | ■ (502) | ↓ 144.9 mm | | ↔ 107.0 mm | |
| 26 min | | | | | | | | | | | | | | | | | | | | | | | | | | | | | | | | | | | | | | | | | | | | | | | | | | | | | | | | | | | | | | | | | |
| 1 | ■ (328) | | | | | | | | | | | | | | | | | | | | | | | | | | | | | | | | | | | | | | | | | | | | | | | | | | | | | | | | | | | | | | | | |
| 2 | ■ (804) | | | | | | | | | | | | | | | | | | | | | | | | | | | | | | | | | | | | | | | | | | | | | | | | | | | | | | | | | | | | | | | | |
| 3 | ■ (612) | | | | | | | | | | | | | | | | | | | | | | | | | | | | | | | | | | | | | | | | | | | | | | | | | | | | | | | | | | | | | | | | |
| 4 | ■ (079) | | | | | | | | | | | | | | | | | | | | | | | | | | | | | | | | | | | | | | | | | | | | | | | | | | | | | | | | | | | | | | | | |
| 5 | ■ (807) | | | | | | | | | | | | | | | | | | | | | | | | | | | | | | | | | | | | | | | | | | | | | | | | | | | | | | | | | | | | | | | | |
| 6 | ■ (513) | | | | | | | | | | | | | | | | | | | | | | | | | | | | | | | | | | | | | | | | | | | | | | | | | | | | | | | | | | | | | | | | |
| 7 | ■ (502) | | | | | | | | | | | | | | | | | | | | | | | | | | | | | | | | | | | | | | | | | | | | | | | | | | | | | | | | | | | | | | | | |
| ↓ 141.2 mm | | | | | | | | | | | | | | | | | | | | | | | | | | | | | | | | | | | | | | | | | | | | | | | | | | | | | | | | | | | | | | | | | |
| ↔ 108.3 mm | | | | | | | | | | | | | | | | | | | | | | | | | | | | | | | | | | | | | | | | | | | | | | | | | | | | | | | | | | | | | | | | | |
| 30 min | | | | | | | | | | | | | | | | | | | | | | | | | | | | | | | | | | | | | | | | | | | | | | | | | | | | | | | | | | | | | | | | | |
| 1 | ■ (328) | | | | | | | | | | | | | | | | | | | | | | | | | | | | | | | | | | | | | | | | | | | | | | | | | | | | | | | | | | | | | | | | |
| 2 | ■ (804) | | | | | | | | | | | | | | | | | | | | | | | | | | | | | | | | | | | | | | | | | | | | | | | | | | | | | | | | | | | | | | | | |
| 3 | ■ (612) | | | | | | | | | | | | | | | | | | | | | | | | | | | | | | | | | | | | | | | | | | | | | | | | | | | | | | | | | | | | | | | | |
| 4 | ■ (079) | | | | | | | | | | | | | | | | | | | | | | | | | | | | | | | | | | | | | | | | | | | | | | | | | | | | | | | | | | | | | | | | |
| 5 | ■ (807) | | | | | | | | | | | | | | | | | | | | | | | | | | | | | | | | | | | | | | | | | | | | | | | | | | | | | | | | | | | | | | | | |
| 6 | ■ (513) | | | | | | | | | | | | | | | | | | | | | | | | | | | | | | | | | | | | | | | | | | | | | | | | | | | | | | | | | | | | | | | | |
| 7 | ■ (502) | | | | | | | | | | | | | | | | | | | | | | | | | | | | | | | | | | | | | | | | | | | | | | | | | | | | | | | | | | | | | | | | |
| ↓ 141.7 mm | | | | | | | | | | | | | | | | | | | | | | | | | | | | | | | | | | | | | | | | | | | | | | | | | | | | | | | | | | | | | | | | | |
| ↔ 121.6 mm | | | | | | | | | | | | | | | | | | | | | | | | | | | | | | | | | | | | | | | | | | | | | | | | | | | | | | | | | | | | | | | | | |
| 20 min | | | | | | | | | | | | | | | | | | | | | | | | | | | | | | | | | | | | | | | | | | | | | | | | | | | | | | | | | | | | | | | | | |
| 1 | ■ (328) | | | | | | | | | | | | | | | | | | | | | | | | | | | | | | | | | | | | | | | | | | | | | | | | | | | | | | | | | | | | | | | | |
| 2 | ■ (804) | | | | | | | | | | | | | | | | | | | | | | | | | | | | | | | | | | | | | | | | | | | | | | | | | | | | | | | | | | | | | | | | |
| 3 | ■ (612) | | | | | | | | | | | | | | | | | | | | | | | | | | | | | | | | | | | | | | | | | | | | | | | | | | | | | | | | | | | | | | | | |
| 4 | ■ (079) | | | | | | | | | | | | | | | | | | | | | | | | | | | | | | | | | | | | | | | | | | | | | | | | | | | | | | | | | | | | | | | | |
| 5 | ■ (807) | | | | | | | | | | | | | | | | | | | | | | | | | | | | | | | | | | | | | | | | | | | | | | | | | | | | | | | | | | | | | | | | |
| 6 | ■ (513) | | | | | | | | | | | | | | | | | | | | | | | | | | | | | | | | | | | | | | | | | | | | | | | | | | | | | | | | | | | | | | | | |
| 7 | ■ (502) | | | | | | | | | | | | | | | | | | | | | | | | | | | | | | | | | | | | | | | | | | | | | | | | | | | | | | | | | | | | | | | | |
| ↓ 144.9 mm | | | | | | | | | | | | | | | | | | | | | | | | | | | | | | | | | | | | | | | | | | | | | | | | | | | | | | | | | | | | | | | | | |
| ↔ 107.0 mm | | | | | | | | | | | | | | | | | | | | | | | | | | | | | | | | | | | | | | | | | | | | | | | | | | | | | | | | | | | | | | | | | |



No.13 **32 min**

| | |
|---|-------|
| 1 | (328) |
| 2 | (804) |
| 3 | (612) |
| 4 | (079) |
| 5 | (807) |
| 6 | (513) |
| 7 | (502) |

↓ 146.5 mm
↔ 124.6 mm

No.18 **28 min**

| | |
|---|-------|
| 1 | (328) |
| 2 | (804) |
| 3 | (612) |
| 4 | (079) |
| 5 | (807) |
| 6 | (513) |
| 7 | (502) |

↓ 143.4 mm
↔ 112.5 mm

No.23 **32 min**

| | |
|---|-------|
| 1 | (328) |
| 2 | (804) |
| 3 | (612) |
| 4 | (079) |
| 5 | (807) |
| 6 | (513) |
| 7 | (502) |

↓ 146.2 mm
↔ 124.8 mm

No.14 **27 min**

| | |
|---|-------|
| 1 | (328) |
| 2 | (804) |
| 3 | (612) |
| 4 | (079) |
| 5 | (807) |
| 6 | (513) |
| 7 | (502) |

↓ 147.0 mm
↔ 116.8 mm

No.19 **28 min**

| | |
|---|-------|
| 1 | (328) |
| 2 | (804) |
| 3 | (612) |
| 4 | (079) |
| 5 | (807) |
| 6 | (513) |
| 7 | (502) |

↓ 144.1 mm
↔ 99.4 mm

No.24 **25 min**

| | |
|---|-------|
| 1 | (328) |
| 2 | (804) |
| 3 | (612) |
| 4 | (079) |
| 5 | (807) |
| 6 | (513) |
| 7 | (502) |

↓ 142.3 mm
↔ 115.9 mm

No.15 **25 min**

| | |
|---|-------|
| 1 | (328) |
| 2 | (804) |
| 3 | (612) |
| 4 | (079) |
| 5 | (807) |
| 6 | (513) |
| 7 | (502) |

↓ 146.3 mm
↔ 115.3 mm

No.20 **24 min**

| | |
|---|-------|
| 1 | (328) |
| 2 | (804) |
| 3 | (612) |
| 4 | (079) |
| 5 | (807) |
| 6 | (513) |
| 7 | (502) |

↓ 144.5 mm
↔ 118.4 mm

No.25 **22 min**

| | |
|---|-------|
| 1 | (328) |
| 2 | (804) |
| 3 | (612) |
| 4 | (079) |
| 5 | (807) |
| 6 | (513) |
| 7 | (502) |

↓ 142.8 mm
↔ 116.3 mm

No.16 **23 min**

| | |
|---|-------|
| 1 | (328) |
| 2 | (804) |
| 3 | (612) |
| 4 | (079) |
| 5 | (807) |
| 6 | (513) |
| 7 | (502) |

↓ 143.4 mm
↔ 99.6 mm

No.21 **24 min**

| | |
|---|-------|
| 1 | (328) |
| 2 | (804) |
| 3 | (612) |
| 4 | (079) |
| 5 | (807) |
| 6 | (513) |
| 7 | (502) |

↓ 144.6 mm
↔ 118.5 mm

No.26 **26 min**

| | |
|---|-------|
| 1 | (328) |
| 2 | (804) |
| 3 | (612) |
| 4 | (079) |
| 5 | (807) |
| 6 | (513) |
| 7 | (502) |

↓ 142.8 mm
↔ 92.9 mm

No.17 **27 min**

| | |
|---|-------|
| 1 | (328) |
| 2 | (804) |
| 3 | (612) |
| 4 | (079) |
| 5 | (807) |
| 6 | (513) |
| 7 | (502) |

↓ 142.7 mm
↔ 118.2 mm

No.22 **24 min**

| | |
|---|-------|
| 1 | (328) |
| 2 | (804) |
| 3 | (612) |
| 4 | (079) |
| 5 | (807) |
| 6 | (513) |
| 7 | (502) |

↓ 145.5 mm
↔ 121.5 mm

◆Example ◆Beispiel ◆Ejemplo ◆Voorbeeld
◆Ejemplo ◆Ejemplo ◆Example ◆Пример

26 min

| | |
|---|-------|
| 1 | (328) |
| 2 | (804) |
| 3 | (612) |
| 4 | (079) |
| 5 | (807) |
| 6 | (513) |
| 7 | (502) |

↓ 142.8 mm
↔ 92.9 mm

Embroidery Pattern Color Change Table
Tableau de changement de couleur des motifs de broderie
Tabella dei cambi colore dei ricami
Tabela de alteração de cor do padrão de bordado

Stickmuster-Farbtabelle
Kleurwijzigingstabel voor de borduurpatronen
Tabla de cambio de color para patrones de bordado
Таблицы цветов нитей для вышивания

No.27

| 4 min | |
|-------|---------|
| 1 | ■ (328) |
| 2 | ■ (079) |
| 3 | ■ (807) |
| 4 | ■ (513) |
| 5 | ■ (502) |
| ↓ | 51.9 mm |
| ↔ | 45.9 mm |

No.33

| 4 min | |
|-------|---------|
| 1 | ■ (328) |
| 2 | ■ (079) |
| 3 | ■ (807) |
| 4 | ■ (513) |
| 5 | ■ (502) |
| ↓ | 51.9 mm |
| ↔ | 42.7 mm |

No.39

| 6 min | |
|-------|---------|
| 1 | ■ (328) |
| 2 | ■ (079) |
| 3 | ■ (807) |
| 4 | ■ (513) |
| 5 | ■ (502) |
| ↓ | 53.3 mm |
| ↔ | 46.4 mm |

No.45

| 4 min | |
|-------|---------|
| 1 | ■ (328) |
| 2 | ■ (079) |
| 3 | ■ (807) |
| 4 | ■ (513) |
| 5 | ■ (502) |
| ↓ | 52.6 mm |
| ↔ | 35.0 mm |

No.28

| 4 min | |
|-------|---------|
| 1 | ■ (328) |
| 2 | ■ (079) |
| 3 | ■ (807) |
| 4 | ■ (513) |
| 5 | ■ (502) |
| ↓ | 51.7 mm |
| ↔ | 39.6 mm |

No.34

| 5 min | |
|-------|---------|
| 1 | ■ (328) |
| 2 | ■ (079) |
| 3 | ■ (807) |
| 4 | ■ (513) |
| 5 | ■ (502) |
| ↓ | 52.2 mm |
| ↔ | 44.3 mm |

No.40

| 5 min | |
|-------|---------|
| 1 | ■ (328) |
| 2 | ■ (079) |
| 3 | ■ (807) |
| 4 | ■ (513) |
| 5 | ■ (502) |
| ↓ | 52.9 mm |
| ↔ | 43.1 mm |

No.46

| 4 min | |
|-------|---------|
| 1 | ■ (328) |
| 2 | ■ (079) |
| 3 | ■ (807) |
| 4 | ■ (513) |
| 5 | ■ (502) |
| ↓ | 53.0 mm |
| ↔ | 42.0 mm |

No.29

| 4 min | |
|-------|---------|
| 1 | ■ (328) |
| 2 | ■ (079) |
| 3 | ■ (807) |
| 4 | ■ (513) |
| 5 | ■ (502) |
| ↓ | 52.2 mm |
| ↔ | 41.1 mm |

No.35

| 4 min | |
|-------|---------|
| 1 | ■ (328) |
| 2 | ■ (079) |
| 3 | ■ (807) |
| 4 | ■ (513) |
| 5 | ■ (502) |
| ↓ | 53.9 mm |
| ↔ | 23.8 mm |

No.41

| 4 min | |
|-------|---------|
| 1 | ■ (328) |
| 2 | ■ (079) |
| 3 | ■ (807) |
| 4 | ■ (513) |
| 5 | ■ (502) |
| ↓ | 52.8 mm |
| ↔ | 42.6 mm |

No.47

| 4 min | |
|-------|---------|
| 1 | ■ (328) |
| 2 | ■ (079) |
| 3 | ■ (807) |
| 4 | ■ (513) |
| 5 | ■ (502) |
| ↓ | 52.5 mm |
| ↔ | 42.8 mm |

No.30

| 4 min | |
|-------|---------|
| 1 | ■ (328) |
| 2 | ■ (079) |
| 3 | ■ (807) |
| 4 | ■ (513) |
| 5 | ■ (502) |
| ↓ | 51.9 mm |
| ↔ | 39.3 mm |

No.36

| 3 min | |
|-------|---------|
| 1 | ■ (328) |
| 2 | ■ (079) |
| 3 | ■ (807) |
| 4 | ■ (513) |
| 5 | ■ (502) |
| ↓ | 52.6 mm |
| ↔ | 30.1 mm |

No.42

| 4 min | |
|-------|---------|
| 1 | ■ (328) |
| 2 | ■ (079) |
| 3 | ■ (807) |
| 4 | ■ (513) |
| 5 | ■ (502) |
| ↓ | 52.1 mm |
| ↔ | 36.9 mm |

No.48

| 4 min | |
|-------|---------|
| 1 | ■ (328) |
| 2 | ■ (079) |
| 3 | ■ (807) |
| 4 | ■ (513) |
| 5 | ■ (502) |
| ↓ | 52.8 mm |
| ↔ | 43.9 mm |

No.31

| 4 min | |
|-------|---------|
| 1 | ■ (328) |
| 2 | ■ (079) |
| 3 | ■ (807) |
| 4 | ■ (513) |
| 5 | ■ (502) |
| ↓ | 53.1 mm |
| ↔ | 37.3 mm |

No.37

| 5 min | |
|-------|---------|
| 1 | ■ (328) |
| 2 | ■ (079) |
| 3 | ■ (807) |
| 4 | ■ (513) |
| 5 | ■ (502) |
| ↓ | 52.4 mm |
| ↔ | 43.4 mm |

No.43

| 4 min | |
|-------|---------|
| 1 | ■ (328) |
| 2 | ■ (079) |
| 3 | ■ (807) |
| 4 | ■ (513) |
| 5 | ■ (502) |
| ↓ | 52.6 mm |
| ↔ | 43.3 mm |

No.49

| 5 min | |
|-------|---------|
| 1 | ■ (328) |
| 2 | ■ (079) |
| 3 | ■ (807) |
| 4 | ■ (513) |
| 5 | ■ (502) |
| ↓ | 53.3 mm |
| ↔ | 46.5 mm |

No.32

| 4 min | |
|-------|---------|
| 1 | ■ (328) |
| 2 | ■ (079) |
| 3 | ■ (807) |
| 4 | ■ (513) |
| 5 | ■ (502) |
| ↓ | 52.1 mm |
| ↔ | 36.6 mm |

No.38

| 3 min | |
|-------|---------|
| 1 | ■ (328) |
| 2 | ■ (079) |
| 3 | ■ (807) |
| 4 | ■ (513) |
| 5 | ■ (502) |
| ↓ | 52.5 mm |
| ↔ | 38.9 mm |

No.44

| 4 min | |
|-------|---------|
| 1 | ■ (328) |
| 2 | ■ (079) |
| 3 | ■ (807) |
| 4 | ■ (513) |
| 5 | ■ (502) |
| ↓ | 52.3 mm |
| ↔ | 40.7 mm |

No.50

| 4 min | |
|-------|---------|
| 1 | ■ (328) |
| 2 | ■ (079) |
| 3 | ■ (807) |
| 4 | ■ (513) |
| 5 | ■ (502) |
| ↓ | 51.7 mm |
| ↔ | 42.0 mm |



No.51



| 4 min | |
|-------|---------|
| 1 | (328) |
| 2 | (079) |
| 3 | (807) |
| 4 | (513) |
| 5 | (502) |
| ↓ | 53.8 mm |
| ↔ | 42.2 mm |



No.56

| 7 min | | | | | |
|----------------------|-------|---|-------|----|-------|
| 1 | (804) | 5 | (513) | 9 | (079) |
| 2 | (612) | 6 | (502) | 10 | (807) |
| 3 | (079) | 7 | (804) | 11 | (513) |
| 4 | (807) | 8 | (612) | 12 | (502) |
| ↓ 23.4 mm ↔ 123.7 mm | | | | | |

No.59



No.52



| 4 min | |
|-------|---------|
| 1 | (328) |
| 2 | (079) |
| 3 | (807) |
| 4 | (513) |
| 5 | (502) |
| ↓ | 52.4 mm |
| ↔ | 33.4 mm |



No.57

| 7 min | | | | | |
|----------------------|-------|----|-------|----|-------|
| 1 | (804) | 7 | (804) | 13 | (079) |
| 2 | (612) | 8 | (612) | 14 | (807) |
| 3 | (079) | 9 | (079) | 15 | (513) |
| 4 | (807) | 10 | (807) | 16 | (502) |
| 5 | (513) | 11 | (513) | | |
| 6 | (502) | 12 | (502) | | |
| ↓ 27.9 mm ↔ 121.9 mm | | | | | |

| 28 min | | | | | |
|-----------------------|-------|----|-------|----|-------|
| 1 | (079) | 17 | (513) | 33 | (804) |
| 2 | (807) | 18 | (502) | 34 | (612) |
| 3 | (804) | 19 | (079) | 35 | (513) |
| 4 | (612) | 20 | (807) | 36 | (502) |
| 5 | (513) | 21 | (804) | 37 | (079) |
| 6 | (502) | 22 | (612) | 38 | (807) |
| 7 | (079) | 23 | (513) | 39 | (804) |
| 8 | (807) | 24 | (502) | 40 | (612) |
| 9 | (804) | 25 | (079) | 41 | (513) |
| 10 | (612) | 26 | (807) | 42 | (502) |
| 11 | (513) | 27 | (804) | 43 | (079) |
| 12 | (502) | 28 | (612) | 44 | (807) |
| 13 | (079) | 29 | (513) | 45 | (804) |
| 14 | (807) | 30 | (502) | 46 | (612) |
| 15 | (804) | 31 | (079) | 47 | (513) |
| 16 | (612) | 32 | (807) | 48 | (502) |
| ↓ 218.4 mm ↔ 175.7 mm | | | | | |

No.53



| 2 min | |
|-------|---------|
| 1 | (804) |
| 2 | (612) |
| 3 | (079) |
| 4 | (807) |
| 5 | (513) |
| 6 | (502) |
| ↓ | 34.4 mm |
| ↔ | 22.7 mm |



No.58

No.54



| 2 min | |
|-------|---------|
| 1 | (079) |
| 2 | (807) |
| 3 | (513) |
| 4 | (502) |
| ↓ | 39.8 mm |
| ↔ | 25.6 mm |

| 13 min | | | | | |
|----------------------|-------|----|-------|----|-------|
| 1 | (079) | 7 | (513) | 13 | (079) |
| 2 | (807) | 8 | (502) | 14 | (807) |
| 3 | (513) | 9 | (079) | 15 | (513) |
| 4 | (502) | 10 | (807) | 16 | (502) |
| 5 | (079) | 11 | (513) | | |
| 6 | (807) | 12 | (502) | | |
| ↓ 103.6 mm ↔ 94.9 mm | | | | | |

No.60



| 5 min | |
|-------|----------|
| 1 | (513) |
| 2 | (807) |
| 3 | (513) |
| 4 | (807) |
| ↓ | 106.7 mm |
| ↔ | 93.4 mm |

No.55



| 4 min | |
|-------|---------|
| 1 | (804) |
| 2 | (612) |
| 3 | (079) |
| 4 | (807) |
| 5 | (513) |
| 6 | (502) |
| ↓ | 39.3 mm |
| ↔ | 75.4 mm |

No.61



| 4 min | |
|-------|----------|
| 1 | (513) |
| 2 | (807) |
| 3 | (513) |
| 4 | (807) |
| ↓ | 42.6 mm |
| ↔ | 142.0 mm |

Embroidery Pattern Color Change Table
 Tableau de changement de couleur des motifs de broderie
 Tabella dei cambi colore dei ricami
 Tabela de alteração de cor do padrão de bordado

Stickmuster-Farbtabelle
 Kleurwijzigingstabel voor de borduurpatronen
 Tabla de cambio de color para patrones de bordado
 Таблицы цветов нитей для вышивания



No.62

| 15 min | |
|------------|---------|
| 1 | █ (513) |
| 2 | █ (807) |
| 3 | █ (513) |
| 4 | █ (807) |
| 5 | █ (513) |
| 6 | █ (807) |
| 7 | █ (513) |
| 8 | █ (807) |
| ↓ 216.6 mm | |
| ↔ 175.7 mm | |



No.63

| 1 min | |
|------------|---------|
| 1 | █ (513) |
| ↓ 147.2 mm | |
| ↔ 61.8 mm | |



No.64

| 8 min | | | |
|---------------------|---------|----|---------|
| 1 | █ (804) | 13 | █ (804) |
| 2 | █ (612) | 14 | █ (612) |
| 3 | █ (079) | 15 | █ (079) |
| 4 | █ (807) | 16 | █ (807) |
| 5 | █ (513) | 17 | █ (513) |
| 6 | █ (502) | 18 | █ (502) |
| 7 | █ (804) | 19 | █ (804) |
| 8 | █ (612) | 20 | █ (612) |
| 9 | █ (079) | 21 | █ (079) |
| 10 | █ (807) | 22 | █ (807) |
| 11 | █ (513) | 23 | █ (513) |
| 12 | █ (502) | 24 | █ (502) |
| ↓ 73.3 mm ↔ 72.8 mm | | | |



- ✦ Monograms
- ✦ Monogrammes
- ✦ Monogrammi
- ✦ Monogramas

- ✦ Monogramme
- ✦ Monogrammen
- ✦ Monogramas
- ✦ Монограммы



No.1 **3 min**

| | |
|---|---------|
| 1 | (000) |
| 2 | (461) |
| 3 | (442) |
| ↓ | 38.5 mm |
| ↔ | 45.5 mm |

Country

No.6 **2 min**

| | |
|---|---------|
| 1 | (000) |
| 2 | (152) |
| 3 | (155) |
| ↓ | 37.6 mm |
| ↔ | 34.2 mm |

Country

No.11 **2 min**

| | |
|---|---------|
| 1 | (000) |
| 2 | (604) |
| 3 | (623) |
| ↓ | 37.7 mm |
| ↔ | 50.9 mm |

Country

No.16 **2 min**

| | |
|---|---------|
| 1 | (000) |
| 2 | (003) |
| ↓ | 37.7 mm |
| ↔ | 40.3 mm |

Country

No.2 **3 min**

| | |
|---|---------|
| 1 | (000) |
| 2 | (331) |
| 3 | (334) |
| ↓ | 38.7 mm |
| ↔ | 41.8 mm |

Country

No.7 **3 min**

| | |
|---|---------|
| 1 | (000) |
| 2 | (461) |
| 3 | (442) |
| ↓ | 38.4 mm |
| ↔ | 35.4 mm |

Country

No.12 **3 min**

| | |
|---|---------|
| 1 | (000) |
| 2 | (152) |
| 3 | (155) |
| ↓ | 37.7 mm |
| ↔ | 43.6 mm |

Country

No.17 **3 min**

| | |
|---|---------|
| 1 | (000) |
| 2 | (604) |
| 3 | (623) |
| ↓ | 37.4 mm |
| ↔ | 30.1 mm |

Country

No.3 **3 min**

| | |
|---|---------|
| 1 | (000) |
| 2 | (020) |
| 3 | (012) |
| ↓ | 39.1 mm |
| ↔ | 37.4 mm |

Country

No.8 **3 min**

| | |
|---|---------|
| 1 | (000) |
| 2 | (334) |
| ↓ | 38.0 mm |
| ↔ | 43.5 mm |

Country

No.13 **3 min**

| | |
|---|---------|
| 1 | (000) |
| 2 | (461) |
| 3 | (442) |
| ↓ | 38.2 mm |
| ↔ | 59.3 mm |

Country

No.18 **3 min**

| | |
|---|---------|
| 1 | (000) |
| 2 | (152) |
| 3 | (155) |
| ↓ | 37.1 mm |
| ↔ | 46.9 mm |

Country

No.4 **3 min**

| | |
|---|---------|
| 1 | (000) |
| 2 | (512) |
| 3 | (003) |
| ↓ | 38.8 mm |
| ↔ | 40.0 mm |

Country

No.9 **2 min**

| | |
|---|---------|
| 1 | (000) |
| 2 | (020) |
| 3 | (012) |
| ↓ | 37.5 mm |
| ↔ | 33.0 mm |

Country

No.14 **2 min**

| | |
|---|---------|
| 1 | (000) |
| 2 | (331) |
| 3 | (334) |
| ↓ | 36.4 mm |
| ↔ | 52.9 mm |

Country

No.19 **2 min**

| | |
|---|---------|
| 1 | (000) |
| 2 | (461) |
| 3 | (442) |
| ↓ | 37.2 mm |
| ↔ | 33.3 mm |

Country

No.5 **2 min**

| | |
|---|---------|
| 1 | (000) |
| 2 | (604) |
| 3 | (623) |
| ↓ | 37.5 mm |
| ↔ | 32.1 mm |

Country

No.10 **2 min**

| | |
|---|---------|
| 1 | (000) |
| 2 | (512) |
| 3 | (003) |
| ↓ | 43.4 mm |
| ↔ | 36.6 mm |

Country

No.15 **2 min**

| | |
|---|---------|
| 1 | (000) |
| 2 | (020) |
| 3 | (012) |
| ↓ | 37.8 mm |
| ↔ | 31.3 mm |

Country

No.20 **2 min**

| | |
|---|---------|
| 1 | (000) |
| 2 | (331) |
| 3 | (334) |
| ↓ | 37.0 mm |
| ↔ | 42.6 mm |


Country

Embroidery Pattern Color Change Table
Tableau de changement de couleur des motifs de broderie
Tabella dei cambi colore dei ricami
Tabela de alteração de cor do padrão de bordado

Stickmuster-Farbtabelle
Kleurwijzigingstabel voor de borduurpatronen
Tabla de cambio de color para patrones de bordado
Таблицы цветов нитей для вышивания

No.21


| 2 min | |
|-------|---------|
| 1 | (000) |
| 2 | (012) |
| 3 | (020) |
| ↓ | 38.2 mm |
| ↔ | 40.7 mm |

Country 




No.27

| 13 min | |
|--------|----------|
| 1 | (000) |
| 2 | (370) |
| 3 | (335) |
| ↓ | 87.4 mm |
| ↔ | 124.4 mm |

Country 

No.22


| 2 min | |
|-------|---------|
| 1 | (000) |
| 2 | (512) |
| 3 | (003) |
| ↓ | 38.2 mm |
| ↔ | 46.9 mm |

Country 




No.28

| 16 min | |
|--------|----------|
| 1 | (000) |
| 2 | (003) |
| 3 | (604) |
| ↓ | 107.6 mm |
| ↔ | 127.7 mm |

Country 

No.23


| 3 min | |
|-------|---------|
| 1 | (000) |
| 2 | (512) |
| 3 | (623) |
| ↓ | 37.4 mm |
| ↔ | 49.6 mm |

Country 




No.29

| 13 min | |
|--------|----------|
| 1 | (000) |
| 2 | (623) |
| 3 | (604) |
| ↓ | 104.4 mm |
| ↔ | 123.2 mm |

Country 

No.24


| 3 min | |
|-------|---------|
| 1 | (000) |
| 2 | (152) |
| 3 | (155) |
| ↓ | 38.9 mm |
| ↔ | 52.6 mm |

Country 




No.30

| 13 min | |
|--------|----------|
| 1 | (000) |
| 2 | (442) |
| 3 | (025) |
| ↓ | 88.9 mm |
| ↔ | 119.3 mm |

Country 

No.26

| 2 min | |
|-------|---------|
| 1 | (000) |
| 2 | (334) |
| 3 | (331) |
| ↓ | 37.6 mm |
| ↔ | 36.7 mm |

Country 

Patterns No.1 - No.30, are designed by Yuki Pallis.
 Muster Nr. 1 – Nr. 30 wurden von Yuki Pallis entworfen.
 Les motifs 1 à 30 ont été conçus par Yuki Pallis.
 De patronen 1 – 30 zijn ontwikkeld door Yuki Pallis.
 I disegni dal N. 1 al N. 30 sono stati realizzati da Yuki Pallis.
 Los patrones del n° 1 al n° 30 han sido diseñados por Yuki Pallis.
 Os padrões n° 1 a n° 30 foram desenvolvidos por Yuki Pallis.
 Рисунки № 1–30 созданы Юки Паллис.



- ✦ Candlewicking font
- ✦ Police Chenille
- ✦ Alfabeto con ricamo a nodini
- ✦ Fonte Candlewicking

- ✦ Candlewicking-Schriftart
- ✦ Lettertype voor chenillesteek
- ✦ Fuente Candlewicking
- ✦ Шрифт для строчки фитильной нитью



No.1 12 min

| | |
|---|----------|
| 1 | □ (001) |
| 2 | ■ (019) |
| 3 | □ (001) |
| ↓ | 104.0 mm |
| ↔ | 109.2 mm |

No.6 13 min

| | |
|---|----------|
| 1 | □ (001) |
| 2 | ■ (019) |
| 3 | □ (001) |
| ↓ | 102.9 mm |
| ↔ | 87.3 mm |

No.11 18 min

| | |
|---|----------|
| 1 | □ (001) |
| 2 | ■ (019) |
| 3 | □ (001) |
| ↓ | 103.1 mm |
| ↔ | 114.2 mm |

No.2 19 min

| | |
|---|----------|
| 1 | □ (001) |
| 2 | ■ (019) |
| 3 | □ (001) |
| ↓ | 101.9 mm |
| ↔ | 95.1 mm |

No.7 16 min

| | |
|---|----------|
| 1 | □ (001) |
| 2 | ■ (019) |
| 3 | □ (001) |
| ↓ | 105.6 mm |
| ↔ | 108.5 mm |

No.12 12 min

| | |
|---|----------|
| 1 | □ (001) |
| 2 | ■ (019) |
| 3 | □ (001) |
| ↓ | 102.9 mm |
| ↔ | 95.1 mm |

No.3 12 min

| | |
|---|----------|
| 1 | □ (001) |
| 2 | ■ (019) |
| 3 | □ (001) |
| ↓ | 105.4 mm |
| ↔ | 96.8 mm |

No.8 20 min

| | |
|---|----------|
| 1 | □ (001) |
| 2 | ■ (019) |
| 3 | □ (001) |
| ↓ | 102.8 mm |
| ↔ | 114.4 mm |

No.13 22 min

| | |
|---|----------|
| 1 | □ (001) |
| 2 | ■ (019) |
| 3 | □ (001) |
| ↓ | 103.2 mm |
| ↔ | 125.3 mm |

No.4 17 min

| | |
|---|----------|
| 1 | □ (001) |
| 2 | ■ (019) |
| 3 | □ (001) |
| ↓ | 102.3 mm |
| ↔ | 100.5 mm |

No.9 9 min

| | |
|---|----------|
| 1 | □ (001) |
| 2 | ■ (019) |
| 3 | □ (001) |
| ↓ | 102.5 mm |
| ↔ | 52.1 mm |

No.14 14 min

| | |
|---|----------|
| 1 | □ (001) |
| 2 | ■ (019) |
| 3 | □ (001) |
| ↓ | 103.2 mm |
| ↔ | 104.8 mm |

No.5 15 min

| | |
|---|----------|
| 1 | □ (001) |
| 2 | ■ (019) |
| 3 | □ (001) |
| ↓ | 102.7 mm |
| ↔ | 90.4 mm |

No.10 11 min




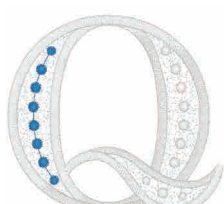



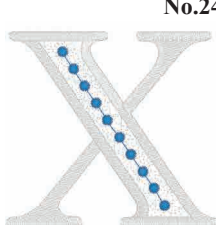

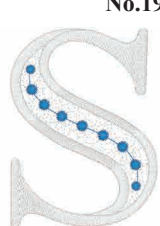
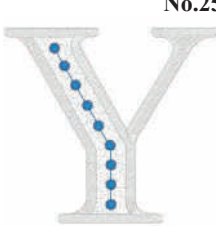

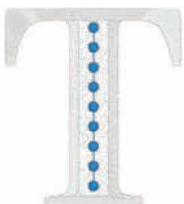

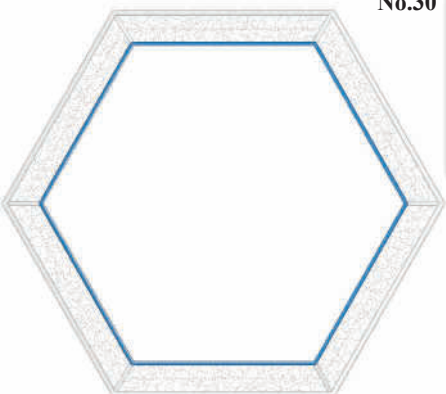
| | |
|---|----------|
| 1 | □ (001) |
| 2 | ■ (019) |
| 3 | □ (001) |
| ↓ | 104.9 mm |
| ↔ | 74.0 mm |

No.15 16 min

| | |
|---|----------|
| 1 | □ (001) |
| 2 | ■ (019) |
| 3 | □ (001) |
| ↓ | 104.8 mm |
| ↔ | 107.3 mm |

Embroidery Pattern Color Change Table
Tableau de changement de couleur des motifs de broderie
Tabella dei cambi colore dei ricami
Tabela de alteração de cor do padrão de bordado


Stickmuster-Farbtabelle
Kleurwijzigingstabel voor de borduurpatronen
Tabla de cambio de color para patrones de bordado
Таблицы цветов нитей для вышивания

| | | | | | | | | | | | | | | | | | | | | | | | | | | | | | | | | |
|-----------------------------------------------------------------------------------------------------------------------------------------------------------------------------------------------------------------------------------------------------------------------------------------------------------------------------------------|----------|---------|---|---------|---|---------|---|----------|---|----------|-----------------------------------------------------------------------------------------------------------------------------------------------------------------------------------------------------------------------------------------------------------------------------------------------------------------------------------------|------------------------------------------------------------------------------------------------------------------------------------------------------------------------------------------------------------------------------------------------------------------------------------------------------------------------------------------|---------|---------|---------|---------|---------|---------|----------|----------|----------|----------------------------------------------------------------------------------------------------------------------------------------------------------------------------------------------------------------------------------------------------------------------------------------------------------------------------------------|---|---------|---|---------|---|----------|---|----------|---|----------|
| <p>No.16 14 min</p>  <table border="1"> <tr><td>1</td><td>□ (001)</td></tr> <tr><td>2</td><td>■ (019)</td></tr> <tr><td>3</td><td>□ (001)</td></tr> <tr><td>↓</td><td>102.8 mm</td></tr> <tr><td>↔</td><td>90.0 mm</td></tr> </table> | 1 | □ (001) | 2 | ■ (019) | 3 | □ (001) | ↓ | 102.8 mm | ↔ | 90.0 mm | <p>No.22 12 min</p>  <table border="1"> <tr><td>1</td><td>□ (001)</td></tr> <tr><td>2</td><td>■ (019)</td></tr> <tr><td>3</td><td>□ (001)</td></tr> <tr><td>↓</td><td>103.7 mm</td></tr> <tr><td>↔</td><td>111.8 mm</td></tr> </table> | 1 | □ (001) | 2 | ■ (019) | 3 | □ (001) | ↓ | 103.7 mm | ↔ | 111.8 mm | <p>No.26 14 min</p>  <table border="1"> <tr><td>1</td><td>□ (001)</td></tr> <tr><td>2</td><td>■ (019)</td></tr> <tr><td>3</td><td>□ (001)</td></tr> <tr><td>↓</td><td>103.0 mm</td></tr> <tr><td>↔</td><td>95.1 mm</td></tr> </table> | 1 | □ (001) | 2 | ■ (019) | 3 | □ (001) | ↓ | 103.0 mm | ↔ | 95.1 mm |
| 1 | □ (001) | | | | | | | | | | | | | | | | | | | | | | | | | | | | | | | |
| 2 | ■ (019) | | | | | | | | | | | | | | | | | | | | | | | | | | | | | | | |
| 3 | □ (001) | | | | | | | | | | | | | | | | | | | | | | | | | | | | | | | |
| ↓ | 102.8 mm | | | | | | | | | | | | | | | | | | | | | | | | | | | | | | | |
| ↔ | 90.0 mm | | | | | | | | | | | | | | | | | | | | | | | | | | | | | | | |
| 1 | □ (001) | | | | | | | | | | | | | | | | | | | | | | | | | | | | | | | |
| 2 | ■ (019) | | | | | | | | | | | | | | | | | | | | | | | | | | | | | | | |
| 3 | □ (001) | | | | | | | | | | | | | | | | | | | | | | | | | | | | | | | |
| ↓ | 103.7 mm | | | | | | | | | | | | | | | | | | | | | | | | | | | | | | | |
| ↔ | 111.8 mm | | | | | | | | | | | | | | | | | | | | | | | | | | | | | | | |
| 1 | □ (001) | | | | | | | | | | | | | | | | | | | | | | | | | | | | | | | |
| 2 | ■ (019) | | | | | | | | | | | | | | | | | | | | | | | | | | | | | | | |
| 3 | □ (001) | | | | | | | | | | | | | | | | | | | | | | | | | | | | | | | |
| ↓ | 103.0 mm | | | | | | | | | | | | | | | | | | | | | | | | | | | | | | | |
| ↔ | 95.1 mm | | | | | | | | | | | | | | | | | | | | | | | | | | | | | | | |
| <p>No.17 20 min</p>  <table border="1"> <tr><td>1</td><td>□ (001)</td></tr> <tr><td>2</td><td>■ (019)</td></tr> <tr><td>3</td><td>□ (001)</td></tr> <tr><td>↓</td><td>104.9 mm</td></tr> <tr><td>↔</td><td>113.9 mm</td></tr> </table> | 1 | □ (001) | 2 | ■ (019) | 3 | □ (001) | ↓ | 104.9 mm | ↔ | 113.9 mm | <p>No.23 21 min</p>  <table border="1"> <tr><td>1</td><td>□ (001)</td></tr> <tr><td>2</td><td>■ (019)</td></tr> <tr><td>3</td><td>□ (001)</td></tr> <tr><td>↓</td><td>103.6 mm</td></tr> <tr><td>↔</td><td>143.3 mm</td></tr> </table> | 1 | □ (001) | 2 | ■ (019) | 3 | □ (001) | ↓ | 103.6 mm | ↔ | 143.3 mm | <p>No.27 1 min</p>  <table border="1"> <tr><td>1</td><td>□ (001)</td></tr> <tr><td>↓</td><td>12.9 mm</td></tr> <tr><td>↔</td><td>12.9 mm</td></tr> </table> | 1 | □ (001) | ↓ | 12.9 mm | ↔ | 12.9 mm | | | | |
| 1 | □ (001) | | | | | | | | | | | | | | | | | | | | | | | | | | | | | | | |
| 2 | ■ (019) | | | | | | | | | | | | | | | | | | | | | | | | | | | | | | | |
| 3 | □ (001) | | | | | | | | | | | | | | | | | | | | | | | | | | | | | | | |
| ↓ | 104.9 mm | | | | | | | | | | | | | | | | | | | | | | | | | | | | | | | |
| ↔ | 113.9 mm | | | | | | | | | | | | | | | | | | | | | | | | | | | | | | | |
| 1 | □ (001) | | | | | | | | | | | | | | | | | | | | | | | | | | | | | | | |
| 2 | ■ (019) | | | | | | | | | | | | | | | | | | | | | | | | | | | | | | | |
| 3 | □ (001) | | | | | | | | | | | | | | | | | | | | | | | | | | | | | | | |
| ↓ | 103.6 mm | | | | | | | | | | | | | | | | | | | | | | | | | | | | | | | |
| ↔ | 143.3 mm | | | | | | | | | | | | | | | | | | | | | | | | | | | | | | | |
| 1 | □ (001) | | | | | | | | | | | | | | | | | | | | | | | | | | | | | | | |
| ↓ | 12.9 mm | | | | | | | | | | | | | | | | | | | | | | | | | | | | | | | |
| ↔ | 12.9 mm | | | | | | | | | | | | | | | | | | | | | | | | | | | | | | | |
| <p>No.18 19 min</p>  <table border="1"> <tr><td>1</td><td>□ (001)</td></tr> <tr><td>2</td><td>■ (019)</td></tr> <tr><td>3</td><td>□ (001)</td></tr> <tr><td>↓</td><td>103.7 mm</td></tr> <tr><td>↔</td><td>106.4 mm</td></tr> </table> | 1 | □ (001) | 2 | ■ (019) | 3 | □ (001) | ↓ | 103.7 mm | ↔ | 106.4 mm | <p>No.24 16 min</p>  <table border="1"> <tr><td>1</td><td>□ (001)</td></tr> <tr><td>2</td><td>■ (019)</td></tr> <tr><td>3</td><td>□ (001)</td></tr> <tr><td>↓</td><td>102.8 mm</td></tr> <tr><td>↔</td><td>112.0 mm</td></tr> </table> | 1 | □ (001) | 2 | ■ (019) | 3 | □ (001) | ↓ | 102.8 mm | ↔ | 112.0 mm | <p>No.28 3 min</p>  <table border="1"> <tr><td>1</td><td>■ (019)</td></tr> <tr><td>2</td><td>□ (001)</td></tr> <tr><td>3</td><td>■ (019)</td></tr> <tr><td>↓</td><td>67.4 mm</td></tr> <tr><td>↔</td><td>144.0 mm</td></tr> </table> | 1 | ■ (019) | 2 | □ (001) | 3 | ■ (019) | ↓ | 67.4 mm | ↔ | 144.0 mm |
| 1 | □ (001) | | | | | | | | | | | | | | | | | | | | | | | | | | | | | | | |
| 2 | ■ (019) | | | | | | | | | | | | | | | | | | | | | | | | | | | | | | | |
| 3 | □ (001) | | | | | | | | | | | | | | | | | | | | | | | | | | | | | | | |
| ↓ | 103.7 mm | | | | | | | | | | | | | | | | | | | | | | | | | | | | | | | |
| ↔ | 106.4 mm | | | | | | | | | | | | | | | | | | | | | | | | | | | | | | | |
| 1 | □ (001) | | | | | | | | | | | | | | | | | | | | | | | | | | | | | | | |
| 2 | ■ (019) | | | | | | | | | | | | | | | | | | | | | | | | | | | | | | | |
| 3 | □ (001) | | | | | | | | | | | | | | | | | | | | | | | | | | | | | | | |
| ↓ | 102.8 mm | | | | | | | | | | | | | | | | | | | | | | | | | | | | | | | |
| ↔ | 112.0 mm | | | | | | | | | | | | | | | | | | | | | | | | | | | | | | | |
| 1 | ■ (019) | | | | | | | | | | | | | | | | | | | | | | | | | | | | | | | |
| 2 | □ (001) | | | | | | | | | | | | | | | | | | | | | | | | | | | | | | | |
| 3 | ■ (019) | | | | | | | | | | | | | | | | | | | | | | | | | | | | | | | |
| ↓ | 67.4 mm | | | | | | | | | | | | | | | | | | | | | | | | | | | | | | | |
| ↔ | 144.0 mm | | | | | | | | | | | | | | | | | | | | | | | | | | | | | | | |
| <p>No.19 14 min</p>  <table border="1"> <tr><td>1</td><td>□ (001)</td></tr> <tr><td>2</td><td>■ (019)</td></tr> <tr><td>3</td><td>□ (001)</td></tr> <tr><td>↓</td><td>105.0 mm</td></tr> <tr><td>↔</td><td>77.6 mm</td></tr> </table> | 1 | □ (001) | 2 | ■ (019) | 3 | □ (001) | ↓ | 105.0 mm | ↔ | 77.6 mm | <p>No.25 13 min</p>  <table border="1"> <tr><td>1</td><td>□ (001)</td></tr> <tr><td>2</td><td>■ (019)</td></tr> <tr><td>3</td><td>□ (001)</td></tr> <tr><td>↓</td><td>102.5 mm</td></tr> <tr><td>↔</td><td>113.0 mm</td></tr> </table> | 1 | □ (001) | 2 | ■ (019) | 3 | □ (001) | ↓ | 102.5 mm | ↔ | 113.0 mm | <p>No.29 23 min</p>  <table border="1"> <tr><td>1</td><td>□ (001)</td></tr> <tr><td>2</td><td>■ (399)</td></tr> <tr><td>↓</td><td>223.8 mm</td></tr> <tr><td>↔</td><td>194.9 mm</td></tr> </table> | 1 | □ (001) | 2 | ■ (399) | ↓ | 223.8 mm | ↔ | 194.9 mm | | |
| 1 | □ (001) | | | | | | | | | | | | | | | | | | | | | | | | | | | | | | | |
| 2 | ■ (019) | | | | | | | | | | | | | | | | | | | | | | | | | | | | | | | |
| 3 | □ (001) | | | | | | | | | | | | | | | | | | | | | | | | | | | | | | | |
| ↓ | 105.0 mm | | | | | | | | | | | | | | | | | | | | | | | | | | | | | | | |
| ↔ | 77.6 mm | | | | | | | | | | | | | | | | | | | | | | | | | | | | | | | |
| 1 | □ (001) | | | | | | | | | | | | | | | | | | | | | | | | | | | | | | | |
| 2 | ■ (019) | | | | | | | | | | | | | | | | | | | | | | | | | | | | | | | |
| 3 | □ (001) | | | | | | | | | | | | | | | | | | | | | | | | | | | | | | | |
| ↓ | 102.5 mm | | | | | | | | | | | | | | | | | | | | | | | | | | | | | | | |
| ↔ | 113.0 mm | | | | | | | | | | | | | | | | | | | | | | | | | | | | | | | |
| 1 | □ (001) | | | | | | | | | | | | | | | | | | | | | | | | | | | | | | | |
| 2 | ■ (399) | | | | | | | | | | | | | | | | | | | | | | | | | | | | | | | |
| ↓ | 223.8 mm | | | | | | | | | | | | | | | | | | | | | | | | | | | | | | | |
| ↔ | 194.9 mm | | | | | | | | | | | | | | | | | | | | | | | | | | | | | | | |
| <p>No.20 12 min</p>  <table border="1"> <tr><td>1</td><td>□ (001)</td></tr> <tr><td>2</td><td>■ (019)</td></tr> <tr><td>3</td><td>□ (001)</td></tr> <tr><td>↓</td><td>103.3 mm</td></tr> <tr><td>↔</td><td>92.3 mm</td></tr> </table> | 1 | □ (001) | 2 | ■ (019) | 3 | □ (001) | ↓ | 103.3 mm | ↔ | 92.3 mm | | | | | | | | | | | | | | | | | | | | | | |
| 1 | □ (001) | | | | | | | | | | | | | | | | | | | | | | | | | | | | | | | |
| 2 | ■ (019) | | | | | | | | | | | | | | | | | | | | | | | | | | | | | | | |
| 3 | □ (001) | | | | | | | | | | | | | | | | | | | | | | | | | | | | | | | |
| ↓ | 103.3 mm | | | | | | | | | | | | | | | | | | | | | | | | | | | | | | | |
| ↔ | 92.3 mm | | | | | | | | | | | | | | | | | | | | | | | | | | | | | | | |
| <p>No.21 14 min</p>  <table border="1"> <tr><td>1</td><td>□ (001)</td></tr> <tr><td>2</td><td>■ (019)</td></tr> <tr><td>3</td><td>□ (001)</td></tr> <tr><td>↓</td><td>104.0 mm</td></tr> <tr><td>↔</td><td>104.0 mm</td></tr> </table> | 1 | □ (001) | 2 | ■ (019) | 3 | □ (001) | ↓ | 104.0 mm | ↔ | 104.0 mm | | <p>No.30 19 min</p>  <table border="1"> <tr><td>1</td><td>□ (001)</td></tr> <tr><td>2</td><td>■ (019)</td></tr> <tr><td>3</td><td>□ (001)</td></tr> <tr><td>↓</td><td>205.7 mm</td></tr> <tr><td>↔</td><td>235.7 mm</td></tr> </table> | 1 | □ (001) | 2 | ■ (019) | 3 | □ (001) | ↓ | 205.7 mm | ↔ | 235.7 mm | | | | | | | | | | |
| 1 | □ (001) | | | | | | | | | | | | | | | | | | | | | | | | | | | | | | | |
| 2 | ■ (019) | | | | | | | | | | | | | | | | | | | | | | | | | | | | | | | |
| 3 | □ (001) | | | | | | | | | | | | | | | | | | | | | | | | | | | | | | | |
| ↓ | 104.0 mm | | | | | | | | | | | | | | | | | | | | | | | | | | | | | | | |
| ↔ | 104.0 mm | | | | | | | | | | | | | | | | | | | | | | | | | | | | | | | |
| 1 | □ (001) | | | | | | | | | | | | | | | | | | | | | | | | | | | | | | | |
| 2 | ■ (019) | | | | | | | | | | | | | | | | | | | | | | | | | | | | | | | |
| 3 | □ (001) | | | | | | | | | | | | | | | | | | | | | | | | | | | | | | | |
| ↓ | 205.7 mm | | | | | | | | | | | | | | | | | | | | | | | | | | | | | | | |
| ↔ | 235.7 mm | | | | | | | | | | | | | | | | | | | | | | | | | | | | | | | |



- ✦ Utility embroidery patterns
- ✦ Motifs de broderie courants
- ✦ Ricamo di punti decorativi a telaio
- ✦ Padrões de bordado utilitários
























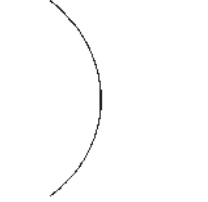















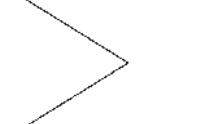
- ✦ Nutzstich-Stickmuster
- ✦ Borduursteken
- ✦ Patrones de bordado de utilidad
- ✦ Основные строчки для вышивания



| | | | | | | | |
|------------------------------------------|-------------------------------------------|--------------------------------------------|--------------------------------------------|--------------------------------------------|--------------------------------------------|--------------------------------------------|--------------------------------------------|
| | No.6 ↕ 34.7 mm ↔ 6.0 mm | No.12 ↕ 33.0 mm ↔ 7.0 mm | No.18 ↕ 40.8 mm ↔ 13.6 mm | No.24 ↕ 32.4 mm ↔ 8.4 mm | No.30 ↕ 30.8 mm ↔ 12.0 mm | No.36 ↕ 32.0 mm ↔ 5.0 mm | No.42 ↕ 38.6 mm ↔ 8.0 mm |
| No.1 ↕ 31.5 mm ↔ 0.1 mm | No.7 ↕ 32.7 mm ↔ 5.0 mm | No.13 ↕ 39.0 mm ↔ 12.0 mm | No.19 ↕ 40.8 mm ↔ 0.1 mm | No.25 ↕ 31.6 mm ↔ 12.4 mm | No.31 ↕ 41.6 mm ↔ 12.2 mm | No.37 ↕ 33.6 mm ↔ 4.0 mm | No.43 ↕ 47.4 mm ↔ 12.0 mm |
| No.2 ↕ 30.4 mm ↔ 3.0 mm | No.8 ↕ 38.0 mm ↔ 3.0 mm | No.14 ↕ 30.2 mm ↔ 9.2 mm | No.20 ↕ 27.0 mm ↔ 7.0 mm | No.26 ↕ 33.6 mm ↔ 7.0 mm | No.32 ↕ 42.0 mm ↔ 13.2 mm | No.38 ↕ 29.0 mm ↔ 14.9 mm | No.44 ↕ 55.2 mm ↔ 12.1 mm |
| No.3 ↕ 35.0 mm ↔ 4.0 mm | No.9 ↕ 36.4 mm ↔ 7.0 mm | No.15 ↕ 37.2 mm ↔ 9.0 mm | No.21 ↕ 39.1 mm ↔ 12.0 mm | No.27 ↕ 66.0 mm ↔ 12.0 mm | No.33 ↕ 33.8 mm ↔ 10.0 mm | No.39 ↕ 47.1 mm ↔ 11.2 mm | No.45 ↕ 56.7 mm ↔ 11.0 mm |
| No.4 ↕ 33.0 mm ↔ 7.0 mm | No.10 ↕ 33.6 mm ↔ 7.0 mm | No.16 ↕ 32.4 mm ↔ 12.1 mm | No.22 ↕ 38.0 mm ↔ 8.0 mm | No.28 ↕ 35.6 mm ↔ 9.2 mm | No.34 ↕ 33.0 mm ↔ 9.2 mm | No.40 ↕ 38.1 mm ↔ 11.4 mm | No.46 ↕ 48.2 mm ↔ 12.1 mm |
| No.5 ↕ 33.6 mm ↔ 7.0 mm | No.11 ↕ 36.2 mm ↔ 7.0 mm | No.17 ↕ 33.8 mm ↔ 11.9 mm | No.23 ↕ 37.8 mm ↔ 8.4 mm | No.29 ↕ 32.2 mm ↔ 12.4 mm | No.35 ↕ 34.8 mm ↔ 8.0 mm | No.41 ↕ 33.5 mm ↔ 7.9 mm | No.47 ↕ 45.0 mm ↔ 7.0 mm |








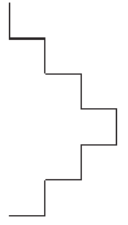







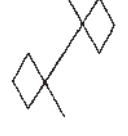































Embroidery Pattern Color Change Table
Tableau de changement de couleur des motifs de broderie
Tabella dei cambi colore dei ricami
Tabela de alteração de cor do padrão de bordado

Stickmuster-Farbtabelle
Kleurwijzigingstabel voor de borduurpatronen
Tabla de cambio de color para patrones de bordado
Таблицы цветов нитей для вышивания

| | | | | | | | |
|-------------------------------------------------------------------------------------------------------------------------------|-------------------------------------------------------------------------------------------------------------------------------|-------------------------------------------------------------------------------------------------------------------------------|-------------------------------------------------------------------------------------------------------------------------------|-------------------------------------------------------------------------------------------------------------------------------|--------------------------------------------------------------------------------------------------------------------------------|---------------------------------------------------------------------------------------------------------------------------------|---------------------------------------------------------------------------------------------------------------------------------|
| No.48  ⬇ 44.4 mm ↔ 7.0 mm | No.53  ⬇ 56.0 mm ↔ 12.0 mm | No.58  ⬇ 33.2 mm ↔ 7.0 mm | No.63  ⬇ 58.4 mm ↔ 12.0 mm | No.68  ⬇ 42.1 mm ↔ 14.1 mm | No.73  ⬇ 50.5 mm ↔ 13.5 mm | No.78  ⬇ 41.8 mm ↔ 9.6 mm | No.83  ⬇ 46.0 mm ↔ 80.0 mm |
| No.49  ⬇ 39.6 mm ↔ 7.0 mm | No.54  ⬇ 33.6 mm ↔ 12.0 mm | No.59  ⬇ 38.8 mm ↔ 12.0 mm | No.64  ⬇ 35.2 mm ↔ 15.6 mm | No.69  ⬇ 43.0 mm ↔ 14.8 mm | No.74  ⬇ 39.0 mm ↔ 14.6 mm | No.79  ⬇ 45.7 mm ↔ 45.9 mm | No.84  ⬇ 65.3 mm ↔ 40.3 mm |
| No.50  ⬇ 48.2 mm ↔ 7.0 mm | No.55  ⬇ 35.2 mm ↔ 12.0 mm | No.60  ⬇ 50.6 mm ↔ 12.0 mm | No.65  ⬇ 33.4 mm ↔ 9.0 mm | No.70  ⬇ 54.5 mm ↔ 12.7 mm | No.75  ⬇ 43.2 mm ↔ 11.9 mm | No.80  ⬇ 35.8 mm ↔ 12.0 mm | No.85  ⬇ 77.3 mm ↔ 19.9 mm |
| No.51  ⬇ 48.1 mm ↔ 8.1 mm | No.56  ⬇ 37.6 mm ↔ 12.4 mm | No.61  ⬇ 32.4 mm ↔ 7.0 mm | No.66  ⬇ 47.5 mm ↔ 20.0 mm | No.71  ⬇ 48.4 mm ↔ 15.1 mm | No.76  ⬇ 31.6 mm ↔ 14.9 mm | No.81  ⬇ 28.0 mm ↔ 39.9 mm | No.86  ⬇ 85.9 mm ↔ 42.1 mm |
| No.52  ⬇ 82.3 mm ↔ 19.4 mm | No.57  ⬇ 34.2 mm ↔ 12.0 mm | No.62  ⬇ 37.2 mm ↔ 12.0 mm | No.67  ⬇ 47.6 mm ↔ 21.8 mm | No.72  ⬇ 71.8 mm ↔ 16.9 mm | No.77  ⬇ 39.2 mm ↔ 7.0 mm | No.82  ⬇ 33.7 mm ↔ 40.0 mm | No.87  ⬇ 50.0 mm ↔ 40.0 mm |





























1 min
1 (900)

| | | | | | | | |
|------------------------------------------------------------------------------------------------------------------------------|-------------------------------------------------------------------------------------------------------------------------------|--------------------------------------------------------------------------------------------------------------------------------|--------------------------------------------------------------------------------------------------------------------------------|--------------------------------------------------------------------------------------------------------------------------------|----------------------------------------------------------------------------------------------------------------------------------|---------------------------------------------------------------------------------------------------------------------------------|---------------------------------------------------------------------------------------------------------------------------------|
| | No.93  ↓ 36.0 mm ↔ 9.0 mm | No.99  ↓ 36.0 mm ↔ 20.0 mm | No.105  ↓ 42.0 mm ↔ 8.5 mm | No.111  ↓ 39.0 mm ↔ 20.0 mm | No.117  ↓ 53.0 mm ↔ 12.0 mm | No.123  ↓ 44.7 mm ↔ 10.0 mm | No.129  ↓ 37.5 mm ↔ 9.0 mm |
| No.88  ↓ 84.0 mm ↔ 42.0 mm | No.94  ↓ 32.0 mm ↔ 10.0 mm | No.100  ↓ 39.5 mm ↔ 20.0 mm | No.106  ↓ 38.0 mm ↔ 7.5 mm | No.112  ↓ 63.0 mm ↔ 18.0 mm | No.118  ↓ 38.0 mm ↔ 9.0 mm | No.124  ↓ 30.0 mm ↔ 9.0 mm | No.130  ↓ 35.6 mm ↔ 9.0 mm |
| No.89  ↓ 50.0 mm ↔ 40.0 mm | No.95  ↓ 37.0 mm ↔ 20.0 mm | No.101  ↓ 45.0 mm ↔ 14.5 mm | No.107  ↓ 31.5 mm ↔ 7.0 mm | No.113  ↓ 49.0 mm ↔ 18.0 mm | No.119  ↓ 36.0 mm ↔ 12.5 mm | No.125  ↓ 34.5 mm ↔ 7.0 mm | No.131  ↓ 33.6 mm ↔ 7.0 mm |
| No.90  ↓ 30.5 mm ↔ 9.0 mm | No.96  ↓ 33.5 mm ↔ 20.0 mm | No.102  ↓ 57.0 mm ↔ 24.5 mm | No.108  ↓ 29.5 mm ↔ 10.0 mm | No.114  ↓ 39.0 mm ↔ 12.5 mm | No.120  ↓ 30.0 mm ↔ 12.0 mm | No.126  ↓ 59.5 mm ↔ 9.0 mm | No.132  ↓ 33.6 mm ↔ 6.0 mm |
| No.91  ↓ 49.0 mm ↔ 9.0 mm | No.97  ↓ 35.5 mm ↔ 20.0 mm | No.103  ↓ 30.0 mm ↔ 10.0 mm | No.109  ↓ 28.0 mm ↔ 11.0 mm | No.115  ↓ 49.0 mm ↔ 10.0 mm | No.121  ↓ 32.4 mm ↔ 9.0 mm | No.127  ↓ 42.0 mm ↔ 7.0 mm | No.133  ↓ 40.0 mm ↔ 7.0 mm |
| No.92  ↓ 57.0 mm ↔ 9.0 mm | No.98  ↓ 37.5 mm ↔ 21.0 mm | No.104  ↓ 36.0 mm ↔ 18.0 mm | No.110  ↓ 42.0 mm ↔ 9.0 mm | No.116  ↓ 36.4 mm ↔ 10.0 mm | No.122  ↓ 34.5 mm ↔ 12.0 mm | No.128  ↓ 40.0 mm ↔ 9.0 mm | No.134  ↓ 34.4 mm ↔ 7.0 mm |

Embroidery Pattern Color Change Table
Tableau de changement de couleur des motifs de broderie
Tabella dei cambi colore dei ricami
Tabela de alteração de cor do padrão de bordado

Stickmuster-Farbtabelle
Kleurwijzigingstabel voor de borduurpatronen
Tabla de cambio de color para patrones de bordado
Таблицы цветов нитей для вышивания

| | | | | |
|-------------------------------------------------------------------------------------------------------------------------------|-------------------------------------------------------------------------------------------------------------------------------|--------------------------------------------------------------------------------------------------------------------------------|--------------------------------------------------------------------------------------------------------------------------------|------------------------------------------------------------------------------------------------------------------------------|
| No.135  ↕ 33.6 mm ↔ 7.0 mm | No.141  ↕ 41.6 mm ↔ 7.0 mm | No.147  ↕ 32.0 mm ↔ 8.0 mm | No.153  ↕ 30.0 mm ↔ 6.0 mm | No.159  ↕ 36.0 mm ↔ 6.0 mm |
| No.136  ↕ 49.6 mm ↔ 6.0 mm | No.142  ↕ 36.8 mm ↔ 7.5 mm | No.148  ↕ 42.0 mm ↔ 12.0 mm | No.154  ↕ 32.0 mm ↔ 6.0 mm | No.160  ↕ 30.0 mm ↔ 10.0 mm |
| No.137  ↕ 30.4 mm ↔ 7.0 mm | No.143  ↕ 31.2 mm ↔ 7.0 mm | No.149  ↕ 30.0 mm ↔ 9.0 mm | No.155  ↕ 36.0 mm ↔ 6.0 mm | |
| No.138  ↕ 33.6 mm ↔ 7.0 mm | No.144  ↕ 30.0 mm ↔ 3.0 mm | No.150  ↕ 30.0 mm ↔ 6.0 mm | No.156  ↕ 36.0 mm ↔ 10.0 mm | |
| No.139  ↕ 26.0 mm ↔ 7.0 mm | No.145  ↕ 32.0 mm ↔ 4.0 mm | No.151  ↕ 32.0 mm ↔ 6.0 mm | No.157  ↕ 32.0 mm ↔ 8.0 mm | |
| No.140  ↕ 34.4 mm ↔ 7.0 mm | No.146  ↕ 30.0 mm ↔ 4.5 mm | No.152  ↕ 52.0 mm ↔ 10.0 mm | No.158  ↕ 32.0 mm ↔ 6.0 mm | |



Buttonhole patterns


It is recommended to combine these buttonholes with the "Design patterns (for buttonhole decoration)" shown on page 95.

Knopflochmuster

Es wird empfohlen, diese Muster mit den auf der nächsten Seite gezeigten „Designmustern (zum Dekorieren von Knopflöchern)“ zu kombinieren (siehe Seite 95).

Motifs de boutonnières

Il est recommandé de combiner ces motifs aux « motifs de dessins (pour la décoration des boutonnières) » de la page 95.



Knoopsgatpatronen

Het is aan te raden om deze patronen te combineren met de "Borduurontwerpen ter decoratie van knoopsgaten" op pagina 95.

Ricami per asole

Si consiglia di combinare questi ricami con i ricami della "Collezione ricami per asole decorative" illustrati a pagina 95.

Patrones para ojales

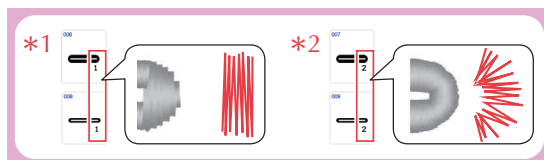
Es recomendable combinar estos patrones con los "Patrones de diseño (para la decoración de ojales)" mostrados en la página 95.

Padrões de casa de botão

Recomenda-se combinar essas casas de botões com os "Padrões de desenho (para decoração de casas de botão)" exibidos na página 95.

Рисунки для обметывания петель

Рекомендуется комбинировать эти рисунки для обметывания петель с "декоративными рисунками (для украшения петель)", приведенными на стр. 95.



| No.1 | L: 2 min M: 2 min S: 1 min SS: 1 min XS: 1 min |
|------|------------------------------------------------------------|
| | 1 ■ (900) |
| | ↓ 9.1 mm |
| L: | ↔ 99.8 mm |
| | ↓ 8.5 mm |
| M: | ↔ 75.0 mm |
| | ↓ 7.9 mm |
| S: | ↔ 50.0 mm |
| | ↓ 7.9 mm |
| SS: | ↔ 23.0 mm |
| | ↓ 7.9 mm |
| XS: | ↔ 15.0 mm |

| No.3 | L: 2 min M: 1 min S: 1 min SS: 1 min XS: 1 min |
|------|------------------------------------------------------------|
| | 1 ■ (900) |
| | ↓ 9.1 mm |
| L: | ↔ 99.9 mm |
| | ↓ 8.5 mm |
| M: | ↔ 75.0 mm |
| | ↓ 7.9 mm |
| S: | ↔ 50.0 mm |
| | ↓ 7.9 mm |
| SS: | ↔ 23.0 mm |
| | ↓ 7.9 mm |
| XS: | ↔ 15.0 mm |

| No.5 | L: 2 min M: 1 min S: 1 min SS: 1 min XS: 1 min |
|------|------------------------------------------------------------|
| | 1 ■ (900) |
| | ↓ 5.8 mm |
| L: | ↔ 99.8 mm |
| | ↓ 5.4 mm |
| M: | ↔ 74.9 mm |
| | ↓ 5.0 mm |
| S: | ↔ 50.0 mm |
| | ↓ 5.0 mm |
| SS: | ↔ 23.0 mm |
| | ↓ 5.0 mm |
| XS: | ↔ 15.0 mm |

| No.2 | L: 2 min M: 1 min S: 1 min SS: 1 min XS: 1 min |
|------|------------------------------------------------------------|
| | 1 ■ (900) |
| | ↓ 5.7 mm |
| L: | ↔ 99.8 mm |
| | ↓ 5.3 mm |
| M: | ↔ 74.9 mm |
| | ↓ 4.9 mm |
| S: | ↔ 50.0 mm |
| | ↓ 4.9 mm |
| SS: | ↔ 23.0 mm |
| | ↓ 4.9 mm |
| XS: | ↔ 15.0 mm |

| No.4 | L: 2 min M: 2 min S: 1 min SS: 1 min XS: 1 min |
|------|------------------------------------------------------------|
| | 1 ■ (900) |
| | ↓ 9.1 mm |
| L: | ↔ 99.7 mm |
| | ↓ 8.5 mm |
| M: | ↔ 74.9 mm |
| | ↓ 7.9 mm |
| S: | ↔ 50.0 mm |
| | ↓ 7.9 mm |
| SS: | ↔ 23.0 mm |
| | ↓ 7.9 mm |
| XS: | ↔ 15.0 mm |

| *1 No.6 | L: 2 min M: 2 min S: 1 min SS: 1 min XS: 1 min |
|---------|------------------------------------------------------------|
| | 1 ■ (900) |
| | ↓ 9.1 mm |
| L: | ↔ 99.9 mm |
| | ↓ 8.5 mm |
| M: | ↔ 75.0 mm |
| | ↓ 7.9 mm |
| S: | ↔ 49.8 mm |
| | ↓ 7.9 mm |
| SS: | ↔ 23.0 mm |
| | ↓ 7.9 mm |
| XS: | ↔ 15.0 mm |

Embroidery Pattern Color Change Table
Tableau de changement de couleur des motifs de broderie
Tabella dei cambi colore dei ricami
Tabela de alteração de cor do padrão de bordado

Stickmuster-Farbtabelle
Kleurwijzigingstabel voor de borduurpatronen
Tabla de cambio de color para patrones de bordado
Таблицы цветов нитей для вышивания

***2** No.7

| |
|--------------|
| L: 2 min |
| M: 2 min |
| S: 1 min |
| SS: 1 min |
| XS: 1 min |
| 1 ■ (900) |
| ↓ 9.1 mm |
| L: ↔ 99.8 mm |
| ↓ 8.5 mm |
| M: ↔ 74.9 mm |
| ↓ 7.9 mm |
| S: ↔ 50.0 mm |
| SS: ↓ 7.9 mm |
| ↔ 23.0 mm |
| XS: ↓ 7.9 mm |
| ↔ 15.0 mm |

No.10

| |
|---------------|
| L: 2 min |
| M: 1 min |
| S: 1 min |
| SS: 1 min |
| XS: 1 min |
| 1 ■ (900) |
| ↓ 9.2 mm |
| L: ↔ 100.0 mm |
| ↓ 8.4 mm |
| M: ↔ 75.0 mm |
| ↓ 8.0 mm |
| S: ↔ 49.9 mm |
| SS: ↓ 8.0 mm |
| ↔ 23.0 mm |
| XS: ↓ 8.0 mm |
| ↔ 15.0 mm |

No.13

| |
|--------------|
| L: 2 min |
| M: 1 min |
| S: 1 min |
| SS: 1 min |
| XS: 1 min |
| 1 ■ (900) |
| ↓ 9.1 mm |
| L: ↔ 99.9 mm |
| ↓ 8.5 mm |
| M: ↔ 75.0 mm |
| ↓ 7.9 mm |
| S: ↔ 49.9 mm |
| SS: ↓ 7.9 mm |
| ↔ 23.0 mm |
| XS: ↓ 7.9 mm |
| ↔ 15.0 mm |

***1** No.8

| |
|--------------|
| L: 2 min |
| M: 1 min |
| S: 1 min |
| SS: 1 min |
| XS: 1 min |
| 1 ■ (900) |
| ↓ 5.8 mm |
| L: ↔ 99.9 mm |
| ↓ 5.5 mm |
| M: ↔ 75.0 mm |
| ↓ 5.0 mm |
| S: ↔ 49.8 mm |
| SS: ↓ 5.0 mm |
| ↔ 22.9 mm |
| XS: ↓ 5.0 mm |
| ↔ 15.0 mm |

No.11

| |
|--------------|
| L: 2 min |
| M: 1 min |
| S: 1 min |
| SS: 1 min |
| XS: 1 min |
| 1 ■ (900) |
| ↓ 9.2 mm |
| L: ↔ 99.8 mm |
| ↓ 8.4 mm |
| M: ↔ 75.0 mm |
| ↓ 8.0 mm |
| S: ↔ 50.0 mm |
| SS: ↓ 8.0 mm |
| ↔ 22.9 mm |
| XS: ↓ 8.0 mm |
| ↔ 15.0 mm |

No.14

| |
|---------------|
| L: 2 min |
| M: 1 min |
| S: 1 min |
| SS: 1 min |
| XS: 1 min |
| 1 ■ (900) |
| ↓ 9.2 mm |
| L: ↔ 100.0 mm |
| ↓ 8.6 mm |
| M: ↔ 74.9 mm |
| ↓ 8.0 mm |
| S: ↔ 50.0 mm |
| SS: ↓ 8.0 mm |
| ↔ 23.0 mm |
| XS: ↓ 7.9 mm |
| ↔ 15.0 mm |

***2** No.9

| |
|--------------|
| L: 2 min |
| M: 1 min |
| S: 1 min |
| SS: 1 min |
| XS: 1 min |
| 1 ■ (900) |
| ↓ 5.8 mm |
| L: ↔ 99.9 mm |
| ↓ 5.4 mm |
| M: ↔ 74.9 mm |
| ↓ 5.0 mm |
| S: ↔ 50.0 mm |
| SS: ↓ 5.0 mm |
| ↔ 23.0 mm |
| XS: ↓ 5.0 mm |
| ↔ 15.0 mm |

No.12

| |
|--------------|
| L: 2 min |
| M: 1 min |
| S: 1 min |
| SS: 1 min |
| XS: 1 min |
| 1 ■ (900) |
| ↓ 9.2 mm |
| L: ↔ 99.8 mm |
| ↓ 8.6 mm |
| M: ↔ 74.9 mm |
| ↓ 8.0 mm |
| S: ↔ 50.0 mm |
| SS: ↓ 8.0 mm |
| ↔ 22.9 mm |
| XS: ↓ 8.0 mm |
| ↔ 15.0 mm |

No.15

| |
|--------------|
| L: 2 min |
| M: 1 min |
| S: 1 min |
| SS: 1 min |
| XS: 1 min |
| 1 ■ (900) |
| ↓ 9.2 mm |
| L: ↔ 99.8 mm |
| ↓ 8.6 mm |
| M: ↔ 74.9 mm |
| ↓ 8.0 mm |
| S: ↔ 49.9 mm |
| SS: ↓ 8.0 mm |
| ↔ 23.0 mm |
| XS: ↓ 8.0 mm |
| ↔ 15.0 mm |

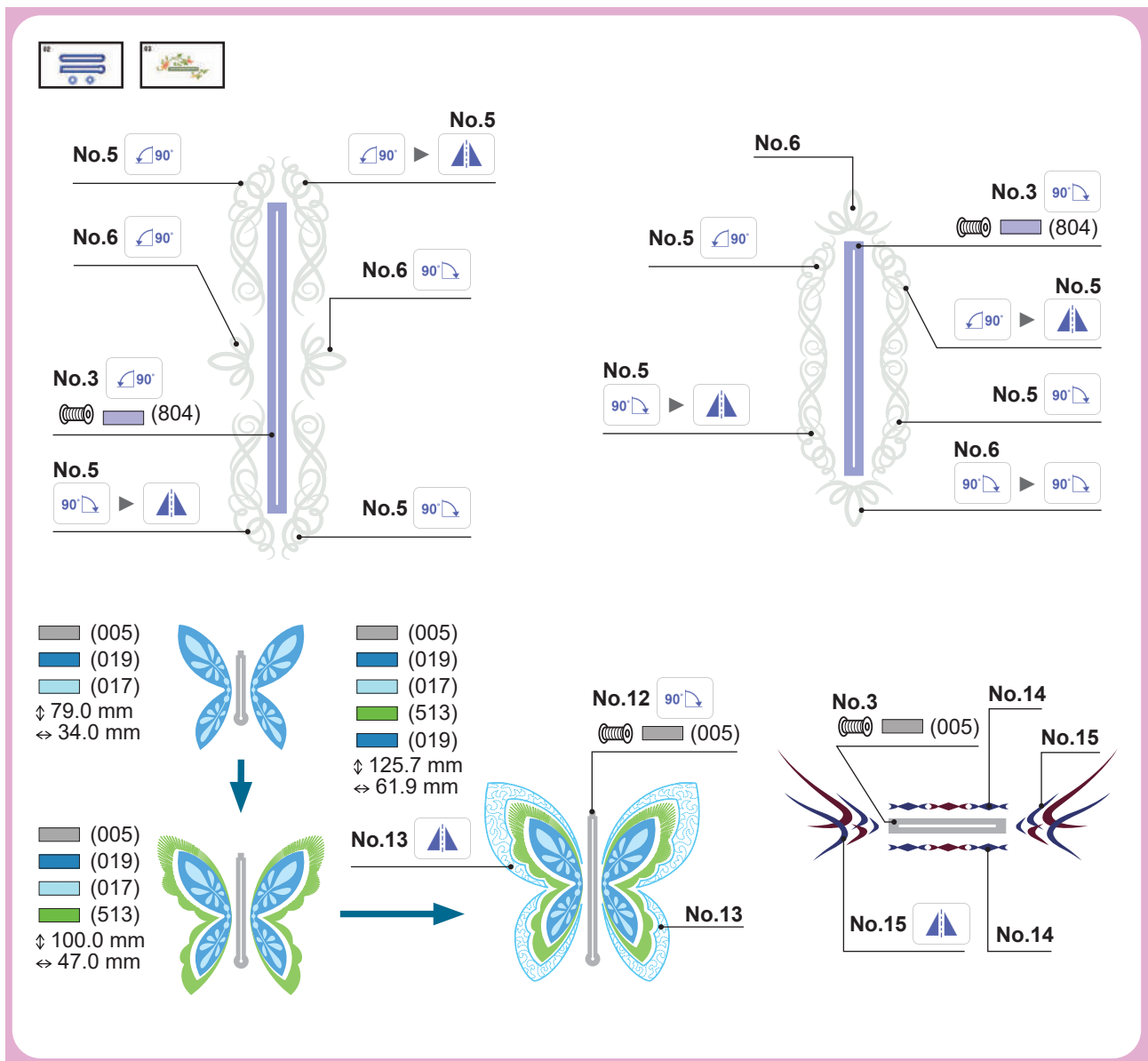


No.16

| |
|--------------|
| L: 1 min |
| M: 1 min |
| S: 1 min |
| SS: 1 min |
| XS: 1 min |
| 1 ■ (900) |
| L: ↓ 20.0 mm |
| ↔ 20.0 mm |
| M: ↓ 15.0 mm |
| ↔ 15.0 mm |
| S: ↓ 10.0 mm |
| ↔ 10.0 mm |
| SS: ↓ 7.0 mm |
| ↔ 7.0 mm |
| XS: ↓ 5.0 mm |
| ↔ 5.0 mm |

No.17

| |
|--------------|
| L: 1 min |
| M: 1 min |
| S: 1 min |
| SS: 1 min |
| XS: 1 min |
| 1 ■ (900) |
| L: ↓ 20.0 mm |
| ↔ 20.0 mm |
| M: ↓ 15.0 mm |
| ↔ 15.0 mm |
| S: ↓ 10.0 mm |
| ↔ 10.0 mm |
| SS: ↓ 7.0 mm |
| ↔ 7.0 mm |
| XS: ↓ 5.0 mm |
| ↔ 5.0 mm |



Embroidery Pattern Color Change Table
Tableau de changement de couleur des motifs de broderie
Tabella dei cambi colore dei ricami
Tabela de alteração de cor do padrão de bordado

Stickmuster-Farbtabelle
Kleurwijzigingstabel voor de borduurpatronen
Tabla de cambio de color para patrones de bordado
Таблицы цветов нитей для вышивания

✦ Design patterns (for buttonhole decoration)

✦ Borduurontwerpen ter decoratie van knoopsgaten

✦ Padrões de desenho (para decoração de casa de botão)

✦ Designmuster (zum Dekorieren von Knopflöchern)

✦ Collezione di ricami per asole decorative

✦ Декоративные рисунки (для украшения петель)

✦ Motifs de dessins (pour la décoration des boutonnieres)

✦ Patrones de diseño (para la decoración de ojales)



It is recommended to use these designs to decorate the "Buttonhole Patterns" shown on the previous pages.

Es wird empfohlen, diese Muster zur Verzierung der auf den vorherigen Seiten gezeigten „Knopflochmuster“ zu verwenden.

Il est recommandé d'utiliser ces motifs pour décorer les « Motifs de boutonnieres » des pages précédentes.

Het is aan te raden om deze patronen te gebruiken ter decoratie van de "Knoopsgatpatronen" van de vorige pagina's.

Si consiglia di utilizzare questi ricami per decorare i "Ricami per asole" illustrati alle pagine precedenti.

Es recomendable utilizar estos patrones para decorar los "Patrones para ojales" mostrados en las páginas anteriores.

Recomenda-se usar esses desenhos para decorar os "Padrões de casas de botão" exibidos nas páginas anteriores.

Рекомендуется использовать эти дизайны для украшения рисунков для обметывания петель, показанных на предыдущих страницах.

No.1

| 3 min | |
|-------|---------|
| 1 | ■ (513) |
| 2 | ■ (206) |
| 3 | ■ (010) |
| 4 | ■ (209) |
| ↓ | 29.6 mm |
| ↔ | 63.6 mm |



No.5

| 1 min | |
|-------|---------|
| 1 | ■ (399) |
| ↓ | 13.5 mm |
| ↔ | 44.2 mm |



No.9

| 2 min | |
|-------|---------|
| 1 | ■ (804) |
| 2 | ■ (005) |
| ↓ | 30.2 mm |
| ↔ | 70.3 mm |



No.2

| 1 min | |
|-------|---------|
| 1 | ■ (513) |
| 2 | ■ (010) |
| 3 | ■ (206) |
| ↓ | 17.8 mm |
| ↔ | 32.6 mm |



No.6

| 1 min | |
|-------|---------|
| 1 | ■ (399) |
| ↓ | 15.5 mm |
| ↔ | 25.5 mm |



No.10

| 1 min | |
|-------|---------|
| 1 | ■ (804) |
| 2 | ■ (005) |
| ↓ | 17.9 mm |
| ↔ | 55.5 mm |



No.3

| 4 min | |
|-------|---------|
| 1 | ■ (513) |
| 2 | ■ (209) |
| 3 | ■ (010) |
| 4 | ■ (206) |
| 5 | ■ (209) |
| ↓ | 47.2 mm |
| ↔ | 72.1 mm |



No.7

| 1 min | |
|-------|---------|
| 1 | ■ (017) |
| 2 | ■ (005) |
| 3 | ■ (812) |
| ↓ | 15.7 mm |
| ↔ | 43.3 mm |



No.11

| 3 min | |
|-------|---------|
| 1 | ■ (808) |
| 2 | ■ (800) |
| 3 | ■ (208) |
| 4 | ■ (001) |
| ↓ | 35.1 mm |
| ↔ | 84.1 mm |



No.4

| 2 min | |
|-------|----------|
| 1 | ■ (502) |
| 2 | ■ (810) |
| 3 | ■ (612) |
| ↓ | 36.0 mm |
| ↔ | 108.8 mm |



No.8

| 1 min | |
|-------|---------|
| 1 | ■ (399) |
| 2 | ■ (019) |
| 3 | ■ (206) |
| ↓ | 34.6 mm |
| ↔ | 41.4 mm |



No.12

| 4 min | |
|-------|---------|
| 1 | ■ (085) |
| 2 | ■ (070) |
| 3 | ■ (209) |
| ↓ | 33.0 mm |
| ↔ | 57.6 mm |





No.13

| 10 min | |
|--------|----------|
| 1 | ■ (019) |
| 2 | ■ (017) |
| 3 | ■ (513) |
| 4 | ■ (019) |
| ↓ | 125.7 mm |
| ↔ | 61.9 mm |

No.18

| 6 min | |
|-------|----------|
| 1 | ■ (804) |
| 2 | ■ (124) |
| 3 | ■ (085) |
| ↓ | 115.2 mm |
| ↔ | 50.5 mm |

No.23

| 5 min | |
|-------|---------|
| 1 | ■ (405) |
| 2 | ■ (019) |
| 3 | ■ (812) |
| 4 | ■ (017) |
| 5 | ■ (534) |
| 6 | ■ (502) |
| ↓ | 81.5 mm |
| ↔ | 32.6 mm |

No.14

| 1 min | |
|-------|---------|
| 1 | ■ (107) |
| 2 | ■ (007) |
| ↓ | 3.8 mm |
| ↔ | 52.9 mm |

No.19

| 3 min | |
|-------|---------|
| 1 | ■ (085) |
| 2 | ■ (124) |
| ↓ | 43.8 mm |
| ↔ | 42.4 mm |

No.24

| 2 min | |
|-------|---------|
| 1 | ■ (328) |
| ↓ | 57.9 mm |
| ↔ | 41.3 mm |

No.15

| 1 min | |
|-------|---------|
| 1 | ■ (007) |
| 2 | ■ (107) |
| 3 | ■ (007) |
| ↓ | 46.7 mm |
| ↔ | 42.8 mm |

No.20

| 1 min | |
|-------|---------|
| 1 | ■ (079) |
| 2 | ■ (019) |
| ↓ | 16.0 mm |
| ↔ | 26.4 mm |

No.25

| 1 min | |
|-------|---------|
| 1 | ■ (328) |
| ↓ | 30.3 mm |
| ↔ | 29.7 mm |

No.16

| 4 min | |
|-------|---------|
| 1 | ■ (328) |
| 2 | ■ (330) |
| 3 | ■ (214) |
| 4 | ■ (330) |
| ↓ | 67.3 mm |
| ↔ | 29.9 mm |

No.21

| 1 min | |
|-------|---------|
| 1 | ■ (079) |
| 2 | ■ (019) |
| ↓ | 38.2 mm |
| ↔ | 17.8 mm |

No.26

| 2 min | |
|-------|---------|
| 1 | ■ (208) |
| ↓ | 64.3 mm |
| ↔ | 66.6 mm |

No.17

| 2 min | |
|-------|---------|
| 1 | ■ (328) |
| 2 | ■ (330) |
| 3 | ■ (214) |
| 4 | ■ (330) |
| ↓ | 38.0 mm |
| ↔ | 22.7 mm |

No.22

| 1 min | |
|-------|---------|
| 1 | ■ (019) |
| 2 | ■ (420) |
| ↓ | 55.8 mm |
| ↔ | 27.1 mm |

No.27

| 2 min | |
|-------|---------|
| 1 | ■ (542) |
| ↓ | 60.0 mm |
| ↔ | 55.0 mm |

Embroidery Pattern Color Change Table
Tableau de changement de couleur des motifs de broderie
Tabella dei cambi colore dei ricami
Tabela de alteração de cor do padrão de bordado

Stickmuster-Farbtabelle
Kleurwijzigingstabel voor de borduurpatronen
Tabla de cambio de color para patrones de bordado
Таблицы цветов нитей для вышивания

❖ **Couching Patterns**

❖ **Motifs pour fil couché**

❖ **Ricami per couching**

❖ **Padrões de couching**

❖ **Plattstickmuster**

❖ **Couching-patronen**


❖ **Patrones de punto de Bolonia**

❖ **Рисунки для пришивания шнура**




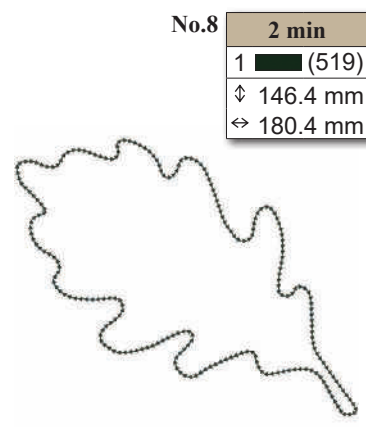
Refer to the Operation Manual for detailed instructions.
 Ausführliche Hinweise finden Sie in der Bedienungsanleitung.
 Reportez-vous au manuel d'instructions pour des informations détaillées.
 In de Bedieningshandleiding vindt u uitvoerige aanwijzingen.
 Per le istruzioni dettagliate, consultare il manuale di istruzioni.
 Consulte las instrucciones detalladas en el manual de instrucciones.
 Consulte o Manual de Operações para obter instruções detalhadas.
 Подробные инструкции см. в "Руководстве пользователя".




| | |
|-------------------------------------------------------------------------------------------|--------------|
| No.1 | 2 min |
| 1  (509) | |
| ↕ 110.8 mm | |
| ↔ 112.2 mm | |




| | |
|-------------------------------------------------------------------------------------------|--------------|
| No.4 | 3 min |
| 1  (323) | |
| ↕ 203.0 mm | |
| ↔ 110.9 mm | |




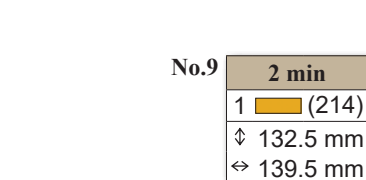
| | |
|---------------------------------------------------------------------------------------------|--------------|
| No.8 | 2 min |
| 1  (519) | |
| ↕ 146.4 mm | |
| ↔ 180.4 mm | |




| | |
|---------------------------------------------------------------------------------------------|--------------|
| No.2 | 2 min |
| 1  (337) | |
| ↕ 123.9 mm | |
| ↔ 106.6 mm | |




| | |
|---------------------------------------------------------------------------------------------|--------------|
| No.5 | 1 min |
| 1  (348) | |
| ↕ 89.3 mm | |
| ↔ 73.7 mm | |




| | |
|-----------------------------------------------------------------------------------------------|--------------|
| No.9 | 2 min |
| 1  (214) | |
| ↕ 132.5 mm | |
| ↔ 139.5 mm | |




| | |
|---------------------------------------------------------------------------------------------|--------------|
| No.3 | 5 min |
| 1  (339) | |
| ↕ 284.1 mm | |
| ↔ 174.5 mm | |




| | |
|---------------------------------------------------------------------------------------------|--------------|
| No.6 | 2 min |
| 1  (869) | |
| ↕ 116.3 mm | |
| ↔ 66.5 mm | |



| | |
|-----------------------------------------------------------------------------------------------|--------------|
| No.10 | 2 min |
| 1  (415) | |
| ↕ 111.3 mm | |
| ↔ 107.5 mm | |




| | |
|---------------------------------------------------------------------------------------------|--------------|
| No.7 | 2 min |
| 1  (517) | |
| ↕ 121.0 mm | |
| ↔ 119.6 mm | |



No.11

| | |
|--------------|--------------|
| 3 min | |
| 1 | Orange (126) |
| 2 | Green (513) |
| ↓ | 166.9 mm |
| ↔ | 163.3 mm |



No.17

| | |
|--------------|-----------|
| 2 min | |
| 1 | Red (107) |
| ↓ | 190.5 mm |
| ↔ | 82.3 mm |




No.12

| | |
|--------------|--------------|
| 2 min | |
| 1 | Purple (612) |
| ↓ | 96.7 mm |
| ↔ | 92.8 mm |




No.18

| | |
|--------------|--------------|
| 4 min | |
| 1 | Purple (613) |
| ↓ | 195.2 mm |
| ↔ | 135.0 mm |



No.13

| | |
|--------------|------------|
| 3 min | |
| 1 | Blue (019) |
| ↓ | 111.6 mm |
| ↔ | 101.2 mm |



No.14

| | |
|--------------|-------------------|
| 3 min | |
| 1 | Light Green (542) |
| ↓ | 122.2 mm |
| ↔ | 135.9 mm |



No.19

| | |
|--------------|-----------|
| 7 min | |
| 1 | Red (030) |
| ↓ | 163.1 mm |
| ↔ | 183.8 mm |




No.15

| | |
|--------------|-------------|
| 1 min | |
| 1 | Green (513) |
| ↓ | 51.0 mm |
| ↔ | 78.4 mm |



No.20

| | |
|--------------|-------------|
| 2 min | |
| 1 | Black (900) |
| ↓ | 83.2 mm |
| ↔ | 148.6 mm |



No.16

| | |
|--------------|------------|
| 6 min | |
| 1 | Pink (086) |
| ↓ | 197.5 mm |
| ↔ | 153.1 mm |




No.21

| | |
|--------------|------------|
| 3 min | |
| 1 | Blue (607) |
| ↓ | 87.5 mm |
| ↔ | 168.1 mm |

Embroidery Pattern Color Change Table
Tableau de changement de couleur des motifs de broderie
Tabella dei cambi colore dei ricami
Tabela de alteração de cor do padrão de bordado

Stickmuster-Farbtabelle
Kleurwijzigingstabel voor de borduurpatronen
Tabla de cambio de color para patrones de bordado
Таблицы цветов нитей для вышивания




No.22

| | |
|--------------|----------|
| 6 min | |
| 1 | ■ (070) |
| ↓ | 212.2 mm |
| ↔ | 160.1 mm |




No.26

| | |
|--------------|----------|
| 6 min | |
| 1 | ■ (800) |
| ↓ | 178.6 mm |
| ↔ | 201.1 mm |



No.23

| | |
|--------------|----------|
| 8 min | |
| 1 | ■ (328) |
| ↓ | 266.5 mm |
| ↔ | 214.1 mm |



No.27

| | |
|--------------|----------|
| 2 min | |
| 1 | ■ (704) |
| ↓ | 110.0 mm |
| ↔ | 196.1 mm |



No.24

| | |
|--------------|----------|
| 6 min | |
| 1 | ■ (348) |
| ↓ | 165.0 mm |
| ↔ | 179.0 mm |




No.28

| | |
|--------------|----------|
| 2 min | |
| 1 | ■ (704) |
| ↓ | 69.1 mm |
| ↔ | 160.2 mm |




No.25

| | |
|--------------|----------|
| 5 min | |
| 1 | ■ (348) |
| ↓ | 107.7 mm |
| ↔ | 156.5 mm |




No.29


| | |
|--------------|---------|
| 2 min | |
| 1 | ■ (810) |
| ↓ | 77.9 mm |
| ↔ | 78.4 mm |





No.30


| | |
|--------------|----------|
| 5 min | |
| 1 | ■ (333) |
| ↓ | 161.2 mm |
| ↔ | 159.7 mm |




No.31 **2 min**
 1  (612)
 ↓ 121.2 mm
 ⇌ 117.2 mm





No.36 **3 min**
 1  (807)
 ↓ 164.7 mm
 ⇌ 164.0 mm





No.32 **5 min**
 1  (420)
 ↓ 189.8 mm
 ⇌ 198.3 mm





No.37 **2 min**
 1  (405)
 ↓ 149.8 mm
 ⇌ 90.9 mm




● **No.33** **5 min**
 1  (085)
 2  (005)
 ↓ 256.7 mm
 ⇌ 191.6 mm





No.38 **1 min**
 1  (406)
 ↓ 91.7 mm
 ⇌ 80.1 mm






No.34 **2 min**
 1  (415)
 ↓ 131.2 mm
 ⇌ 129.7 mm




No.39 **1 min**
 1  (415)
 ↓ 76.8 mm
 ⇌ 90.1 mm



No.35 **4 min**
 1  (005)
 2  (406)
 ↓ 125.9 mm
 ⇌ 125.5 mm



No.40 **3 min**
 1  (534)
 ↓ 177.4 mm
 ⇌ 116.7 mm

Embroidery Pattern Color Change Table
Tableau de changement de couleur des motifs de broderie
Tabella dei cambi colore dei ricami
Tabela de alteração de cor do padrão de bordado

Stickmuster-Farbtabelle
Kleurwijzigingstabel voor de borduurpatronen
Tabla de cambio de color para patrones de bordado
Таблицы цветов нитей для вышивания

✦ **Fill Couching Embroidery Font**

✦ **Füllstich Stick-Schriftart Couching**

✦ **Police de remplissage pour fil couché (broderie)**

✦ **Borduurlettertype met opvulling in dikker garen (couching)**

✦ **Font con riempimento in rilievo (couching)**

✦ **Fuente de bordado de punto de Bolonia de relleno**

✦ **Preencher a fonte de bordado de couching**

✦ **Буквы для вышивания застилающей строчкой**



No.1

| |
|--------------|
| 4 min |
| 1 (126) |
| ↕ 71.9 mm |
| ↔ 80.5 mm |



No.9

| |
|--------------|
| 2 min |
| 1 (126) |
| ↕ 71.8 mm |
| ↔ 22.8 mm |



No.17

| |
|--------------|
| 5 min |
| 1 (126) |
| ↕ 76.6 mm |
| ↔ 74.7 mm |



No.2

| |
|--------------|
| 4 min |
| 1 (126) |
| ↕ 71.9 mm |
| ↔ 58.3 mm |



No.10

| |
|--------------|
| 2 min |
| 1 (126) |
| ↕ 70.9 mm |
| ↔ 48.2 mm |



No.18

| |
|--------------|
| 4 min |
| 1 (126) |
| ↕ 73.0 mm |
| ↔ 62.1 mm |



No.3

| |
|--------------|
| 2 min |
| 1 (126) |
| ↕ 74.5 mm |
| ↔ 53.9 mm |



No.11

| |
|--------------|
| 4 min |
| 1 (126) |
| ↕ 72.6 mm |
| ↔ 64.1 mm |



No.19

| |
|--------------|
| 2 min |
| 1 (126) |
| ↕ 76.1 mm |
| ↔ 51.2 mm |



No.4

| |
|--------------|
| 4 min |
| 1 (126) |
| ↕ 71.3 mm |
| ↔ 63.9 mm |



No.12

| |
|--------------|
| 2 min |
| 1 (126) |
| ↕ 71.2 mm |
| ↔ 52.1 mm |



No.20

| |
|--------------|
| 2 min |
| 1 (126) |
| ↕ 71.4 mm |
| ↔ 60.1 mm |



No.5

| |
|--------------|
| 3 min |
| 1 (126) |
| ↕ 70.7 mm |
| ↔ 49.3 mm |



No.13

| |
|--------------|
| 6 min |
| 1 (126) |
| ↕ 71.9 mm |
| ↔ 88.3 mm |



No.21

| |
|--------------|
| 4 min |
| 1 (126) |
| ↕ 72.0 mm |
| ↔ 66.0 mm |



No.6

| |
|--------------|
| 3 min |
| 1 (126) |
| ↕ 71.1 mm |
| ↔ 55.4 mm |



No.14

| |
|--------------|
| 5 min |
| 1 (126) |
| ↕ 71.4 mm |
| ↔ 71.0 mm |



No.22

| |
|--------------|
| 3 min |
| 1 (126) |
| ↕ 72.1 mm |
| ↔ 72.1 mm |



No.7

| |
|--------------|
| 3 min |
| 1 (126) |
| ↕ 72.1 mm |
| ↔ 65.2 mm |



No.15

| |
|--------------|
| 4 min |
| 1 (126) |
| ↕ 70.8 mm |
| ↔ 74.7 mm |



No.23

| |
|--------------|
| 5 min |
| 1 (126) |
| ↕ 72.4 mm |
| ↔ 101.9 mm |



No.8

| |
|--------------|
| 4 min |
| 1 (126) |
| ↕ 72.2 mm |
| ↔ 68.3 mm |



No.16

| |
|--------------|
| 3 min |
| 1 (126) |
| ↕ 72.3 mm |
| ↔ 59.0 mm |




No.24

| |
|--------------|
| 3 min |
| 1 (126) |
| ↕ 75.1 mm |
| ↔ 76.4 mm |




No.25

| |
|-------------------------------------------------------------------------------------------|
| 3 min |
| 1  (126) |
| ↕ 74.0 mm |
| ↔ 65.6 mm |




No.34

| |
|-------------------------------------------------------------------------------------------|
| 3 min |
| 1  (126) |
| ↕ 71.8 mm |
| ↔ 54.6 mm |




No.43

| |
|---------------------------------------------------------------------------------------------|
| 3 min |
| 1  (126) |
| ↕ 72.7 mm |
| ↔ 59.0 mm |





No.26

| |
|-------------------------------------------------------------------------------------------|
| 3 min |
| 1  (126) |
| ↕ 72.0 mm |
| ↔ 68.8 mm |




No.35

| |
|-------------------------------------------------------------------------------------------|
| 2 min |
| 1  (126) |
| 2  (208) |
| ↕ 71.6 mm |
| ↔ 22.1 mm |




No.44

| |
|---------------------------------------------------------------------------------------------|
| 2 min |
| 1  (126) |
| ↕ 57.0 mm |
| ↔ 42.5 mm |





No.27

| |
|-------------------------------------------------------------------------------------------|
| 3 min |
| 1  (126) |
| ↕ 63.3 mm |
| ↔ 65.1 mm |




No.36

| |
|-------------------------------------------------------------------------------------------|
| 2 min |
| 1  (126) |
| 2  (208) |
| ↕ 89.9 mm |
| ↔ 33.0 mm |




No.45

| |
|---------------------------------------------------------------------------------------------|
| 2 min |
| 1  (126) |
| ↕ 62.7 mm |
| ↔ 44.4 mm |




No.28

| |
|---------------------------------------------------------------------------------------------|
| 3 min |
| 1  (126) |
| ↕ 71.8 mm |
| ↔ 58.4 mm |




No.37

| |
|---------------------------------------------------------------------------------------------|
| 3 min |
| 1  (126) |
| ↕ 74.7 mm |
| ↔ 61.6 mm |




No.46

| |
|-----------------------------------------------------------------------------------------------|
| 2 min |
| 1  (126) |
| ↕ 71.8 mm |
| ↔ 47.1 mm |




No.29

| |
|---------------------------------------------------------------------------------------------|
| 2 min |
| 1  (126) |
| ↕ 62.9 mm |
| ↔ 49.5 mm |




No.38

| |
|---------------------------------------------------------------------------------------------|
| 2 min |
| 1  (126) |
| ↕ 71.8 mm |
| ↔ 22.5 mm |




No.47

| |
|-----------------------------------------------------------------------------------------------|
| 3 min |
| 1  (126) |
| ↕ 57.0 mm |
| ↔ 55.8 mm |




No.30

| |
|---------------------------------------------------------------------------------------------|
| 3 min |
| 1  (126) |
| ↕ 71.8 mm |
| ↔ 56.5 mm |




No.39

| |
|---------------------------------------------------------------------------------------------|
| 5 min |
| 1  (126) |
| ↕ 57.8 mm |
| ↔ 83.7 mm |




No.48

| |
|-----------------------------------------------------------------------------------------------|
| 2 min |
| 1  (126) |
| ↕ 59.8 mm |
| ↔ 59.4 mm |




No.31

| |
|---------------------------------------------------------------------------------------------|
| 3 min |
| 1  (126) |
| ↕ 59.3 mm |
| ↔ 51.5 mm |




No.40

| |
|---------------------------------------------------------------------------------------------|
| 3 min |
| 1  (126) |
| ↕ 57.0 mm |
| ↔ 55.8 mm |




No.49

| |
|-----------------------------------------------------------------------------------------------|
| 4 min |
| 1  (126) |
| ↕ 61.8 mm |
| ↔ 94.8 mm |




No.32

| |
|---------------------------------------------------------------------------------------------|
| 2 min |
| 1  (126) |
| ↕ 73.2 mm |
| ↔ 44.1 mm |




No.41

| |
|---------------------------------------------------------------------------------------------|
| 4 min |
| 1  (126) |
| ↕ 60.8 mm |
| ↔ 63.5 mm |




No.50

| |
|-----------------------------------------------------------------------------------------------|
| 3 min |
| 1  (126) |
| ↕ 61.0 mm |
| ↔ 62.1 mm |




No.33

| |
|---------------------------------------------------------------------------------------------|
| 3 min |
| 1  (126) |
| ↕ 71.9 mm |
| ↔ 59.2 mm |




No.42

| |
|---------------------------------------------------------------------------------------------|
| 3 min |
| 1  (126) |
| ↕ 72.7 mm |
| ↔ 59.0 mm |



No.51


| |
|-----------------------------------------------------------------------------------------------|
| 2 min |
| 1  (126) |
| ↕ 72.9 mm |
| ↔ 57.3 mm |

Embroidery Pattern Color Change Table
Tableau de changement de couleur des motifs de broderie
Tabella dei cambi colore dei ricami
Tabela de alteração de cor do padrão de bordado

Stickmuster-Farbtabelle
Kleurwijzigingstabel voor de borduurpatronen
Tabla de cambio de color para patrones de bordado
Таблицы цветов нитей для вышивания




No.52

| |
|-------------------------------------------------------------------------------------------|
| 3 min |
| 1  (126) |
| ↕ 58.9 mm |
| ↔ 59.9 mm |




No.61

| |
|-------------------------------------------------------------------------------------------|
| 4 min |
| 1  (126) |
| ↕ 72.4 mm |
| ↔ 54.8 mm |




No.53

| |
|-------------------------------------------------------------------------------------------|
| 4 min |
| 1  (126) |
| ↕ 72.5 mm |
| ↔ 63.3 mm |




No.62

| |
|-------------------------------------------------------------------------------------------|
| 3 min |
| 1  (126) |
| ↕ 72.2 mm |
| ↔ 58.2 mm |




No.54

| |
|-------------------------------------------------------------------------------------------|
| 2 min |
| 1  (126) |
| ↕ 74.3 mm |
| ↔ 36.8 mm |




No.63

| |
|-------------------------------------------------------------------------------------------|
| 1 min |
| 1  (126) |
| ↕ 26.8 mm |
| ↔ 27.5 mm |




No.55

| |
|---------------------------------------------------------------------------------------------|
| 3 min |
| 1  (126) |
| ↕ 71.0 mm |
| ↔ 55.8 mm |




No.64

| |
|---------------------------------------------------------------------------------------------|
| 1 min |
| 1  (126) |
| ↕ 36.8 mm |
| ↔ 35.2 mm |




No.56

| |
|---------------------------------------------------------------------------------------------|
| 2 min |
| 1  (126) |
| ↕ 73.6 mm |
| ↔ 53.5 mm |




No.65

| |
|---------------------------------------------------------------------------------------------|
| 4 min |
| 1  (126) |
| ↕ 72.0 mm |
| ↔ 68.8 mm |




No.57

| |
|---------------------------------------------------------------------------------------------|
| 3 min |
| 1  (126) |
| ↕ 72.3 mm |
| ↔ 59.8 mm |




No.66

| |
|---------------------------------------------------------------------------------------------|
| 2 min |
| 1  (126) |
| ↕ 73.2 mm |
| ↔ 43.4 mm |




No.58

| |
|---------------------------------------------------------------------------------------------|
| 3 min |
| 1  (126) |
| ↕ 71.2 mm |
| ↔ 54.2 mm |




No.67

| |
|---------------------------------------------------------------------------------------------|
| 2 min |
| 1  (126) |
| ↕ 71.6 mm |
| ↔ 28.3 mm |




No.59

| |
|---------------------------------------------------------------------------------------------|
| 3 min |
| 1  (126) |
| ↕ 73.3 mm |
| ↔ 58.4 mm |




No.68

| |
|---------------------------------------------------------------------------------------------|
| 5 min |
| 1  (126) |
| ↕ 90.0 mm |
| ↔ 90.9 mm |



No.60


| |
|---------------------------------------------------------------------------------------------|
| 2 min |
| 1  (126) |
| ↕ 71.4 mm |
| ↔ 58.0 mm |




Examples of Combinations
Exemples de combinaisons
Esempi di combinazioni
Exemplos de combinações

Kombinationsbeispiele
Voorbeelden van combinaties
Ejemplos de combinaciones
Примеры комбинирования

Combine various embroidery patterns, as shown below, to enhance your embroidering enjoyment.
 Wenn Sie verschiedene Stickmuster wie unten dargestellt miteinander kombinieren, macht das Sticken noch mehr Spaß.
 Combinez plusieurs motifs de broderie, comme indiqué ci-dessous, pour un plaisir de broderie garanti.
 Zoals hieronder aangegeven kunt u diverse borduurpatronen combineren. Zo borduurt u met nog meer plezier.
 Combinare vari ricami, come indicato di seguito, per rendere il ricamo ancora più divertente.
 Combine distintos patrones de bordado, como se muestra a continuación, para un mayor deleite al bordar.
 Combine vários padrões de bordado, como mostrado a seguir, para aprimorar seu passatempo de bordado.
 Чтобы получить красивые и оригинальные композиции, можно комбинировать различные рисунки, как это показано ниже.




No.12 × 4
 No.14 × 1



No.13 × 1
 No.14 × 1



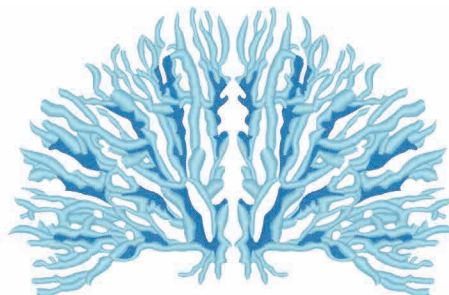
| | | | | |
|------|------|------|------|----------|
| No.6 | No.4 | No.6 | No.4 | No.3 × 2 |
| No.5 | No.3 | No.5 | No.3 | No.4 × 2 |
| | | | | No.5 × 2 |
| | | | | No.6 × 2 |




No.1 × 4




No.2 × 4



No.1 × 2




No.1 × 1
 No.2 × 1
 No.3 × 2
 No.4 × 1



No.5 × 4




No.1 × 1
 No.2 × 2
 No.3 × 1




No.1 × 1
 No.2 × 1
 No.3 × 1
 No.4 × 1
 No.5 × 1
 No.6 × 2
 No.7 × 2
 No.8 × 4
 No.9 × 4
 No.10 × 8




No.1 × 3



No.2 × 1



No.3 × 1



No.4 × 4
No.5 × 4




No.5 × 4



No.6 × 6
No.7 × 6



No.1 × 4
No.2 × 1 + 
No.3 × 1

Examples of Combinations
 Exemples de combinaisons
 Esempi di combinazioni
 Exemplos de combinações

Kombinationsbeispiele
 Voorbeelden van combinaties
 Ejemplos de combinaciones
 Примеры комбинирования



No.4 × 1
 No.5 × 2
 No.6 × 2




No.1 = ■ (007)




No.3 × 2




No.2 × 3 + ■



No.1 x 4




No.2 x 2




No.3 x 2




No.5 x 2



No.5 x 1
No.6 x 1




No.6 x 2



No.6 x 4



No.8 x 2



No.10 x 2

Examples of Combinations
 Exemples de combinaisons
 Esempi di combinazioni
 Exemplos de combinações

Kombinationsbeispiele
 Voorbeelden van combinaties
 Ejemplos de combinaciones
 Примеры комбинирования



No.1 × 1
 No.28 × 2



No.1 × 1
 No.2 × 1
 No.28 × 4




No.1 × 1
 No.2 × 1
 No.3 × 1
 No.4 × 1
 No.5 × 1
 No.6 × 1
 No.7 × 1
 No.8 × 1
 No.9 × 1
 No.10 × 1
 No.11 × 1
 No.12 × 1
 No.29 × 8
 No.30 × 8



No.2 × 1



No.2 × 1



No.2 × 1



No.2 × 1



No.1 × 1
 No.2 × 1
 No.28 × 4




No.19 × 1
 No.28 × 4



No.23 × 1
 No.28 × 2




No.23 × 1
 No.30 × 1



No.11 × 1
No.16 × 1



No.11 × 1
No.17 × 1



No.11 × 1
No.16 × 2
No.17 × 2



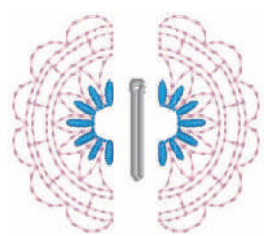
No.11 × 1
No.18 × 2



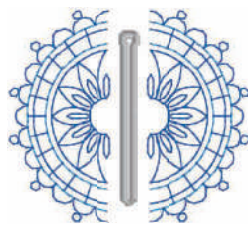
No.11 × 1
No.19 × 1



No.11 × 1
No.20 × 1



No.11 × 1
No.21 × 2



No.11 × 1
No.22 × 2




No.11 × 1
No.23 × 1



No.11 × 1
No.24 × 2



No.11 × 1
No.25 × 2



No.11 × 1
No.24 × 2
No.25 × 2



No.16 × 1
No.26 × 1




No.16 × 1
No.27 × 1

Examples of Combinations Exemples de combinaisons Esempi di combinazioni Exemplos de combinações

Kombinationsbeispiele Voorbeelden van combinaties Ejemplos de combinaciones Примеры комбинирования


How to make 3D combination motifs

1. Use the same color of thread in the bobbin and on top for the designs.
2. Embroider individual shapes. When sections are completed they are joined to make dimensional shapes. Use a thread or narrow ribbon of a complimentary color to join them.

 The following are things you should be aware of when using water-soluble stabilizer without any fabric. When embroidering these designs, please use two layers of non-woven water-soluble stabilizer. Remember to check that you have enough upper thread and lower thread for the design. If the thread breaks during embroidery, back up at least 10 stitches before starting again. On the setting screen, select [350spm] for [Max Embroidery Speed]. When dissolving the water-soluble stabilizer, cut off the unnecessary portions and wash the embroidered piece in warm water until it no longer feels slippery. After the final rinse, dry the embroidery motif until slightly damp, shape by hand or with a cool iron, allow to dry completely.


Comment réaliser des combinaisons de motifs 3D

1. Utilisez la même couleur de fil dans la bobine et sur le dessus pour les motifs.
2. Brodez les formes séparément. Lorsque les différentes parties sont complètes, elles sont jointes pour créer des formes en volume. Utilisez un fil ou un ruban étroit d'une couleur complémentaire pour les joindre.

 Soyez conscient de ce qui suit lorsque vous utilisez un renfort de broderie hydrosoluble sans tissu. Lorsque vous brodez ces motifs, veuillez utiliser deux couches de renfort de broderie hydrosoluble non tissé. Assurez-vous de bien vérifier que vous avez assez de fil supérieur et de fil inférieur pour le motif. Si le fil casse au cours de la broderie, consolidez au moins 10 points avant de recommencer. Sur l'écran de réglages, sélectionnez [350spm] (350 PPM) pour [Max Embroidery Speed] (Vitesse max. de broderie). Lorsque vous dissolvez le renfort de broderie hydrosoluble, coupez les sections non nécessaires et lavez la pièce brodée dans de l'eau tiède jusqu'à ce qu'elle ne soit plus glissante. Après le rinçage final, séchez le motif de broderie jusqu'à ce qu'il ne soit plus que légèrement humide, donnez-lui sa forme à la main ou avec un fer à repasser froid avant de le laisser sécher complètement.


Come creare ricami tridimensionali combinati

1. Per questi ricami il filo superiore e il filo della spolina devono essere dello stesso colore.
2. Ricamare le forme individualmente. Una volta completate le sezioni le si può unire per creare forme tridimensionali. Per l'unione si suggerisce di usare un filo o un nastrino stretto del colore desiderato.

 Di seguito vengono riportate informazioni importanti per l'utilizzo dello stabilizzatore idrosolubile senza tessuto. Quando si eseguono questi ricami è consigliabile utilizzare due strati di stabilizzatore idrosolubile. Ricordare di accertarsi di disporre di filo superiore e inferiore a sufficienza per il ricamo. Se durante il ricamo il filo si spezza, prima di riprendere a ricamare tornare indietro almeno dieci punti. Nella schermata delle impostazioni, selezionare [350spm] per [Velocità max. ricamo]. Quando si scioglie lo stabilizzatore idrosolubile, rimuovere le parti non necessarie e risciacquare il ricamo in acqua calda finché non smette di essere scivoloso. Dopo il risciacquo finale il ricamo andrà lasciato asciugare sino a quando rimarrà lievemente umido, quindi gli si darà la forma desiderata a mano o con un ferro da stiro freddo lasciandolo poi asciugare completamente.


Como fazer motivos de combinações 3D

1. Use a mesma cor de linha na bobina e na parte superior para os desenhos.
2. Borda formas individuais. Quando as seções estão completas, são unidas para criar formas dimensionais. Use uma linha ou fita estreita de uma cor complementar para uni-las.

 Estas são algumas coisas para ter em mente ao usar entreteia solúvel em água sem tecido. Ao bordar esses desenhos, use duas camadas de entreteia não tecido, solúvel em água. Lembre-se de certificar-se de que há quantidade suficiente de linhas, superior e inferior, para o desenho. Se a linha se romper durante o bordado, volte pelo menos 10 pontos antes de começar novamente. Na tela de configuração, selecione [350spm] para [Velocidade máxima de bordado]. Ao dissolver a entreteia solúvel em água, corte as partes desnecessárias e lave a peça bordada em água morna até que não esteja mais escorregadia. Após o enxágue final, seque o motivo de bordado até que fique um pouco úmido, faça a forma manualmente ou com o ferro frio e deixe secar completamente.


Anfertigen von 3D-Kombinationsmotiven

1. Verwenden Sie für die Muster Faden derselben Farbe in der Spule und oben.
2. Stickten Sie die einzelnen Formen. Die fertigen Abschnitte werden zusammengefügt, um plastische Formen zu schaffen. Verwenden Sie zum Zusammenfügen ein Garn oder schmales Band in einer passenden Farbe.

 Beachten Sie folgende Punkte, wenn Sie wasserlösliche Stickfolie ohne Stoff verwenden. Verwenden Sie beim Stickten solcher Muster zwei Lagen nicht gewebter, wasserlöslicher Stickfolie. Achten Sie darauf, dass ausreichend Ober- und Unterfaden für das Muster vorhanden ist. Sollte der Faden beim Stickten reißen oder ausgehen, gehen Sie zum Weiterstickten mindestens 10 Stiche zurück. Wählen Sie auf dem Einstellungsbildschirm [350 spm] für [Max. Stickgeschwindigkeit] aus. Zum Auflösen der wasserlöslichen Stickfolie schneiden Sie nicht benötigte Teile der Folie ab und waschen die Stickarbeit in warmem Wasser aus, bis sie sich nicht mehr schlüpfig anfühlt. Nach dem letzten Spülvorgang lassen Sie das Stickmotiv trocknen, bis es leicht feucht ist, formen es von Hand oder mit einem kalten Bügeleisen aus, und lassen es dann vollständig trocknen.


Hoe maak ik 3D Combinatiemotiefjes

1. Gebruik dezelfde kleur draad in de spoel en aan de bovenkant voor elk ontwerp.
2. Borduur afzonderlijke vormen. Als alle onderdelen klaar zijn worden ze bij elkaar gevoegd om dimensionale vormen te maken. Gebruik garen of lint in een passende kleur om de onderdelen samen te voegen.

 Hieronder kunt u lezen waarop u bedacht moet zijn wanneer u in water oplosbare versterving gebruikt zonder stof. Gebruik tijdens het borduren van deze ontwerpen twee lagen niet-geveven, in water oplosbare versterving. Controleer van te voren of u voldoende boven- en onderdraad heeft. Indien de draad breekt tijdens het borduren, ga dan minstens 10 steken terug voordat u weer opnieuw begint. Selecteer op het instellingenscherf [350 spm] bij [Max. borduursnelheid]. Verwijder onnodige delen tijdens het uitspoelen van de in water oplosbare versterving. Spoel het borduurwerk uit in warm water tot het niet meer glad aanvoelt. Spoel het borduurwerk uit in warm water tot het niet meer glad aanvoelt. Laat na de laatste spoelbeurt het borduurmotief drogen tot het licht vochtig is, vorm het vervolgens met de hand of met een koud strijkijzer, en laat het volledig drogen.


Cómo realizar motivos de combinación 3D

1. Utilice el mismo color de hilo en la bobina y en la parte superior para los diseños.
2. Borda talles individuales. Cuando se finalizan las secciones, se juntan para componer talles dimensionales. Utilice un hilo o una cinta estrecha de color complementario para unirlos.

 A continuación se exponen una serie de puntos que debería tener en cuenta cuando utilice estabilizador soluble en agua sin ninguna tela. Cuando borde tales diseños, utilice dos capas de estabilizador soluble en agua no tejido. No se olvide de comprobar si tiene hilo superior e inferior para el diseño. Si el hilo se rompe durante el bordado, vuelva atrás 10 puntadas por lo menos antes de comenzar de nuevo. En la pantalla de configuración, seleccione [350spm] para [Velocidad máxima de bordado]. Cuando disuelva el estabilizador soluble en agua, corte las partes innecesarias y limpie la pieza bordada en agua caliente hasta que ya no quede resbaladiza. Después del lavado final, seque el adorno bordado hasta que esté ligeramente húmedo, déle forma con la mano o con un plancha fría, y deje que se seque completamente.

Создание комбинированной 3D вышивки

1. Используйте нити одного цвета в шпулке и на лицевой стороне рисунка.
2. Вышейте отдельные фигуры. После завершения вышивания отдельных частей получатся объемные фигуры. Для их соединения используйте нить или узкую ленту подходящего цвета.

 Если используется водорастворимый стабилизатор без ткани, необходимо учитывать следующее. При вышивании таких дизайнов используйте два слоя нетканого водорастворимого стабилизатора. Не забудьте проверить, что для вышивания имеется достаточно верхней и нижней нити. Если нить порвется во время вышивания, перед продолжением вышивания вернитесь как минимум на 10 стежков назад. На экране настроек выберите для параметра [Макс. скорость вышивания] значение [350 стежков в минуту]. Перед тем как растворять водорастворимый стабилизатор, обрежьте ненужные части листа и промойте вышивку в теплой воде так, чтобы она перестала быть скользкой на ощупь. Затем окончательно промойте вышитое изделие, высушите его так, чтобы оно было немного влажным, придайте ему форму рукой или негорячим утюгом и дайте окончательно высохнуть.



Font Name Chart
 Tableau des noms de polices
 Tabella nomi dei font
 Tabela de nomes de fontes

Tabelle der Schriftarten
 Overzicht lettertypen
 Diagrama de nombre de las fuentes
 Таблица названий шрифтов

| | Font Key/ Schriftarttaste/ Touche de police/ Lettertypetoets/ Tasto font/ Clave de las fuentes/ Tecla da fonte/ Кнопка шрифта | Font Name/ Schriftartname/ Nom de la police/ Lettertype/ Nome font/ Nombre de la fuente/ Nome da fonte/ Название шрифта |
|----|----------------------------------------------------------------------------------------------------------------------------------------|----------------------------------------------------------------------------------------------------------------------------------|
| 1 | ⁰¹ | Block 01 |
| 2 | ⁰² | Epsom |
| 3 | ⁰³ | Serif 01 |
| 4 | ⁰⁴ | Brussels Demi Outline |
| 5 | ⁰⁵ | Serif 02 |
| 6 | ⁰⁶ | Script 01 |
| 7 | ⁰⁷ | Calgary MediumItalic |
| 8 | ⁰⁸ | Bermuda Script |
| 9 | ⁰⁹ | Sicilia Light Italic |
| 10 | ¹⁰ | Kingston Regular |
| 11 | ¹¹ | Luedickital |
| 12 | ¹² | Toms Handwritten |
| 13 | ¹³ | Istanbul |
| 14 | ¹⁴ | Los Angeles |
| 15 | ¹⁵ | San Diego |
| 16 | ¹⁶ | Saipan |

| | Font Key/ Schriftarttaste/ Touche de police/ Lettertypetoets/ Tasto font/ Clave de las fuentes/ Tecla da fonte/ Кнопка шрифта | Font Name/ Schriftartname/ Nom de la police/ Lettertype/ Nome font/ Nombre de la fuente/ Nome da fonte/ Название шрифта |
|----|----------------------------------------------------------------------------------------------------------------------------------------|----------------------------------------------------------------------------------------------------------------------------------|
| 17 | ¹⁷ | Cairo |
| 18 | ¹⁸ | Gothic 01 |
| 19 | ¹⁹ | Germany |
| 20 | ²⁰ | Sofia Bold |
| 21 | ²¹ | Tennessee ExtraBold |
| 22 | ²² | Brussels Light |
| 23 | ⁵⁰ | Helsinki Narrow S |
| 24 | ⁵¹ | Antique Oakland S |
| 25 | ⁷⁰ | Utah Bold Cyrillic |
| 26 | ⁷¹ | PC Tennessee Bold Cyrillic |

English
German
French
Dutch
Italian
Spanish
Portuguese-BR
Russian

882-W73/W83/W85



D02M4F-001